

Institut za javno zdravlje Srbije „Dr Milan Jovanovi Batut”
Institute of Public Health of Serbia “Dr Milan Jovanovi Batut”
Odeljenje za prevenciju i kontrolu nezaraznih bolesti
Department for Prevention and Control of Noncommunicable Diseases

INCIDENCIJA I MORTALITET OD RAKA U CENTRALNOJ SRBIJI

CANCER INCIDENCE AND MORTALITY IN CENTRAL SERBIA

2012

REGISTAR ZA RAK U CENTRALNOJ SRBIJI
CANCER REGISTRY OF CENTRAL SERBIA



ISBN 86-7358-030-7
IZVEŠTAJ BR. 14
REPORT No. 14
Beograd, 2014.

Institut za javno zdravlje Srbije „Dr Milan Jovanovi Batut”
Institute of Public Health of Serbia “Dr Milan Jovanovi Batut”

Odeljenje za prevenciju i kontrolu nezaraznih bolesti
Department for Prevention and Control of Noncommunicable Diseases



INCIDENCIJA I MORTALITET OD RAKA U CENTRALNOJ SRBIJI

**CANCER INCIDENCE AND MORTALITY
IN CENTRAL SERBIA**

2012

REGISTAR ZA RAK U CENTRALNOJ SRBIJI
CANCER REGISTRY OF CENTRAL SERBIA



ISBN 86-7358-030-7

IZVEŠTAJ BR. 14
REPORT No. 14
Beograd, 2014.

Izdava

Institut za javno zdravlje Srbije „Dr Milan Jovanovi Batut”

Published by

Institute of Public Health of Serbia “Dr Milan Jovanovi Batut”

Direktor**Director**

Prim. dr sc. med. Dragan Ilić / *Dragan Ilic, MD, PhD*

Odeljenje za prevenciju i kontrolu nezaraznih bolesti**Department for Prevention and Control of Noncommunicable Diseases**

Mr sc. dr Dragan Miljuš / *Dragan Miljus, MD, M. Sc. - Head of Department*

Dr Snežana Živković / *Snezana Zivkovic, MD*

Dr Snežana Plavšić / *Snezana Plavsic, MD*

Mr sc. med. Nataša Mickovski Katalina / *Natasa Mickovski Katalina, MD, M.Sc.*

Dr Ivana Rakocević / *Ivana Rakocevic, MD*

Dr Jelena Janković / *Jelena Jankovic MD*

Zorica Božić, viši dijetetski nutricionista / *Zorica Bozic, senior dietitian nutritionist*

Urednički odbor**Editorial Board**

Mr sc. dr Dragan Miljuš / *Dragan Miljus, MD, M. Sc.*

Dr Snežana Živković / *Snezana Zivkovic, MD*

Zorica Božić, viši dijetetski nutricionista / *Zorica Bozic, senior dietitian nutritionist*

Dizajn i priprema za štampu**Design and typesetting**

Mr sc. dr Dragan Miljuš / *Dragan Miljus, MD, M. Sc.*

Dr Snežana Živković / *Snezana Zivkovic, MD*

Zorica Božić, viši dijetetski nutricionista / *Zorica Bozic, senior dietitian nutritionist*

Informatička podrška / IT support

CanReg 4 – Descriptive Epidemiology, Internacional Agenci for Research on Cancer,WHO

Lektor**Language editor**

Mr sc. Tamara Gruden / *Mr Tamara Gruden*

Korespondencija**Correspondence to**

Mr sc. dr Dragan Miljuš / *Dragan Miljus, MD, M. Sc.*

Dr Snežana Živković / *Snezana Zivkovic, MD*

Institut za javno zdravlje Srbije

Dr Subotića 5, 11 000 Beograd, Srbija

Tel: +381 (011) 2684 566/160, 115

Fax: +381 (011) 2684 140

E-mail: nezaraznibatut@yahoo.com

Web site://www.batut.org.rs

RECENZIJE

Registar za rak centralne Srbije predstavlja najznačajniji izvor podataka o obolevanju i umiranju od malignih bolesti u našoj zemlji. Dizajniran po tipu populacionog registra, pruža relevantne informacije o incidenciji i mortalitetu od raka u Srbiji i njihovim trendovima. Ovi parametri su od ključnog značaja ne samo za praćenje epidemiološke situacije kada su u pitanju maligne bolesti, već i za evaluaciju različitih mera i programa koji se sprovode u cilju njihove prevencije i smanjenja bremena ovih bolesti u našoj populaciji, kao što je npr. implementacija skrininga za određene maligne bolesti.

Imaju i u vidu obiman set podataka koji se odnose na prirodu bolesti, kao i respektabilne parametre kvaliteta ovih podataka, Registar za rak u našoj zemlji predstavlja izuzetno značajan resurs za praktični rad lekara, edukaciju i istraživanja. Podaci ovog Registra služe lekarima različitih specijalnosti da prošire svoja znanja o malignim bolestima, faktorima rizika za njihov nastanak i faktorima prognoze, u cilju što ranijeg otkrivanja i izbora najoptimalnijeg načina lečenja.

Podaci Registra za rak centralne Srbije se takođe koriste u svim vidovima nastave epidemiologije, onkologije i drugih oblasti koje se tiču malignih bolesti, na medicinskim fakultetima u zemlji, poev od osnovnih studija, preko specijalističkih i subspecijalističkih, do doktorskih studija. Zahvaljujući tome, značajno je porasla upotrebna vrednost podataka Registra koji sve više postaje i ozbiljan resurs za različite vrste epidemioloških i drugih istraživanja, što je dokumentovano u velikom broju raznovrsnih publikacija, uključujući i doktorske teze.

Beograd, 30.10.2013. godine

Institut za epidemiologiju,

Medicinski fakultet Univerzitet u Beogradu

Prof. dr Tatjana Pekmezovi

RECENZIJE

Populacioni registar za rak je najstariji registar u Srbiji i ima neprocenjiv značaj za sagledavanje opterećenosti društva malignim bolestima, planiranje strategije za prevenciju i kontrolu raka, praćenje uspešnosti skrininga i drugih preventivnih programa, planiranje i organizaciju zdravstvene zaštite, kao i za izvođenje epidemioloških i kliničkih istraživanja. Od 1998. godine Registar za rak je primljen u Internacionalnu (IACR) i Evropsku asocijaciju registara za rak (ENCR), što je doprinelo afirmaciji Srbije kao zemlje koja ide u korak sa visokorazvijenim zemljama.

Poseban akcenat treba staviti na kvalitet Registra, koji je rezultat decentralizovanog na in prikupljanja podataka (na nivou okruga), aktivnog i pasivnog nadzora, korišćenja više izvora informacija o obolelima i umrlima od raka, adekvatne informatičke podrške, unapređenja znanja zdravstvenih radnika i primene metodologije međunarodnih asocijacija (IARC i ENCR).

Autori su na originalan i sistematizovan način prikazali podatke o obolevanju i umiranju od raka. Retko se sreće da se „suvoparni“ statistički podaci prezentuju na ovako zanimljiv, izuzetno jasan i prijeman način, i ovu publikaciju korisnom ne samo stručnjacima preventivnih grana medicine, nego i kliničarima i nemedicinarima. Osim toga, uspešno je pronađena mera ukupnog obima informacija sa preciznim formulacijama prihvatljivim za široku javnost.

Ukupno uzevši ova publikacija zaslužuje pohvale ne samo sa aspekta kvaliteta prezentovanog materijala, već, možda čak i više, sa aspekta utemeljivanja neophodnosti kontinuiranog praćenja kretanja obolevanja i umiranja od malignih bolesti.

Neophodno je da Ministarstvo zdravlja Republike Srbije prepozna značaj ovog populacionog registra i da podrži sve aktivnosti koje mogu da doprinesu daljem njegovom unapređenju, što bi uticalo na poboljšanje zdravstvene politike i menadžmenta, a samim tim i na smanjenje broja obolelih i umrlih od raka, produženje životnog veka obolelih, poboljšanje kvaliteta njihovog života i do redukcije ili eliminacije potencijalnih faktora rizika.

Beograd, 30.10.2013.

Institut za epidemiologiju,

Medicinski fakultet Univerzitet u Beogradu

Prof. dr Sandra Šipeti -Grujić

RECENZIJE

Registar za rak u centralnoj Srbiji autorske grupe Odeljenja za prevenciju i kontrolu nezaraznih bolesti Instituta za javno zdravlje Srbije "Dr Milan Jovanovi Batut" u Beogradu kroz precizne i dobro sistematizovane tabelarne i grafi ke prikaze daje epidemiološke parametre malignih neoplazmi na teritoriji centralne Srbije.

Od brojnih afirmativnih utisaka, izdvajaju se dva osnovna.

Prvo, jasno prikazana statistika morbiditeta i mortaliteta od malignih bolesti, prihvatljiva za razli ite specijalnosti medicine izvan domena epidemiologije, ukazuje na visoko stru ni i posve eni rad grupe autora, na osnovu koga svi poslenici u onkologiji dobijaju vrstu ta ku oslonca za svoja dalja istraživanja u složenoj oblasti malignih bolesti.

Drugo, populacioni registar daje nacionalne koordinate za orijentisanje u oblasti onkologije upravo u periodu kada se u organizaciji Ministarstva zdravlja Republike Srbije razvijaju programi organizovane prevencije raka dojke, debelog creva i grli a materice u Srbiji i promovišu nacionalni vodi i dobre klini ke prakse dijagnostike i le enja malignih bolesti navedenih lokalizacija, što obe ava dobar sinergizam u razvoju onkologije zasnovane na dokazima i standardima.

Registar za rak e stoga sigurno biti esto citiran izvor u klini kim studijama u onkologiji, a autorima može da se poželi da od aktuelnog registra bude bolje samo njegovo naredno izdanje.

Beograd, 28.11.2013. godine

Institut za onkologiju i radiologiju Srbije,

Medicinski fakultet Univerzitet u Beogradu

Prof. dr Zorica Miloševi

REVIEWS

Cancer Registry of Central Serbia is the most important source of morbidity and mortality data for malignant diseases in our country. Designed as a population based registry, it provides relevant information considering incidence and mortality rates from cancer in Serbia and their trends. These parameters are crucial not only for monitoring on epidemiological situation regarding malignant diseases, but also for the evaluation of various preventive measures and programs implemented with the aim to prevent and reduce the burden of these diseases in our population, such as screening programs for specific malignant diseases.

Bearing in mind the extensive set of data regarding the nature of the disease, as well as respectable parameters of quality of these data, Cancer Registry in our country is extremely significant resource for medical practise, education and research. Data from the Registry are serving physicians of different specialties to broaden their knowledge about malignant diseases, their risk and prognostic factors, with the aim of early detection and optimal treatment choice.

Cancer Registry of Central Serbia data are also used in all aspects of education in epidemiology, oncology and other areas related to malignant diseases on medical universities in the country, ranging from undergraduate through specialist and subspecialist to doctoral studies. As a result, utility value of the registry has significantly increased and become a serious resource for different types of epidemiological and other studies, as documented in a large variety of publications, including a doctoral thesis.

Belgrade, 30.10.2013

Institute of Epidemiology,

University of Belgrade Faculty of Medicine

Prof. dr Tatjana Pekmezovic

REVIEWS

Population based Cancer Registry is the oldest registry in Serbia and is invaluable for understanding the burden of malignant diseases, planning strategies for the prevention and control of cancer, monitoring the effectiveness of screening and other preventive programs, planning and organization of health care and epidemiological and clinical studies. Since 1998 Cancer Registry was accepted into the International (IACR) and the European Association of Cancer Registries (ENCR), which contributed to the promotion of Serbia as a country that keeps up with the developed countries.

Special emphasis should be placed on the quality of the Registry, which is the result of decentralized data collection (at the district level), active and passive surveillance, the use of multiple sources of information about patients and deaths from cancer, adequate IT support, improving the knowledge of health professionals and applied methodology of international associations (IARC and ENCR). Authors in genuine and systematic way display data about incidence and mortality of cancer. It is rarely seen that "less interesting" statistics is presented in such an interesting, extremely clear and responsive manner, making this publication useful not only for experts of preventive medicine, but also for clinicians and other non-medical experts. In addition, they successfully found a measure of the total volume of information with precise definitions acceptable to the general public.

Altogether, this publication deserves praise not only from the viewpoint of the material presented, but perhaps even more, in terms of the necessity of laying foundations for continuous monitoring of trends of incidence and mortality from cancer.

It is essential for the Serbian Ministry of Health to recognize the importance of the population based Registry and to support all activities which may contribute to its further improvement, could lead to the improvement of health policy and management, and thereby reduce the number of patients and deaths from cancer, prolongation of life in patients, improving their quality of life and the reduction or elimination of potential risk factors.

Belgrade, 30.10.2013

Institute of Epidemiology,

University of Belgrade Faculty of Medicine

Prof. dr Sandra Sipetic-Grujicic

REVIEWS

Cancer registry of central Serbia by the authors from Department for Prevention and Control of NCD of Institute of Public Health of Serbia "Dr Milan Jovanovic Batut" gives the epidemiological parameters of malignant neoplasms in the territory of central Serbia, which are shown by precise and well systematized tables and graphics. Of the numerous affirmative impressions, it is worth mentioning two of them.

First, the statistics of morbidity and mortality from malignant diseases is clearly shown, by comprehensive and acceptable way not only for epidemiologists but also for other different medical specialties. This is the result of a highly professional and dedicated work of the authors on the basis of which all employees in oncology can get a solid point of support for their further research in the complex field of malignant diseases.

Secondly, population cancer registry provides national coordinates for orientation in the field of oncology, which is especially important during the ongoing implementation of the projects organized by the Ministry of Health of the Republic of Serbia: the national screening programs of breast, colon and cervix cancer and the national guidelines for good clinical practice for diagnostics and treatment of three cancer localization listed above, which promises good synergism in the development of oncology based on evidence and standards.

Cancer Registry will certainly be frequently cited source in many articles in the field of clinical oncology, with best wishes to the authors that the only issue better than the current registry will be its next edition.

Belgrade, 28.11.2013

Institute for Oncology and Radiology of Serbia,

University of Belgrade Faculty of Medicine

Prof. dr Zorica Milosevic

SADRŽAJ / CONTENTS

Uvod i objašnjenja

Introduction and Comments

Tabele i slike / Tables and Figures

1. Broj stanovnika prema uzrastu i polu, centralna Srbija, 2012. godina
Population of Central Serbia by age and sex, 2012
2. Broj stanovnika prema okruzima i polu, centralna Srbiji, 2012. godina
Population of Central Serbia by administrative regions by sex, 2012
3. Stanovništvo prema uzrastu i polu, centralna Srbija, popis 2002. i 2012. godine
Population of Central Serbia by age sex, census 2002 and estimate 2012
4. Broj novoobolelih osoba od raka prema polu, centralna Srbija, 1990–2012.
Number of new cancer cases by sex, Central Serbia, 1990 - 2012
5. Broj umrlih osoba od raka prema polu, centralna Srbija, 1990–2012.
Number of death cancer cases by sex, Central Serbia, 1990 - 2012
6. Standardizovana incidencija i mortalitet od raka na 100.000 stanovnika, centralna Srbija, 1990–2012. godina
Standardized cancer incidence and mortality rates per 100.000 population, Central Serbia, 1990 – 2012
7. Standardizovane stope mortaliteta od vode ih lokalizacija raka na 100.000 stanovnika, muškarci, centralna Srbija, 1990–2012 godina
Standardized cancer mortality rates per 100.000 population, males, Central Serbia, 1990 - 2012
8. Standardizovane stope mortaliteta od vode ih lokalizacija raka na 100.000 stanovnika, žene, centralna Srbija, 1990–2012 godina
Standardized cancer mortality rates per 100.000 population, females, Central Serbia, 1990 -2012
9. Vode e lokalizacije u obolevanju od raka prema polu, centralna Srbija, 2012. godina
The leading cancer sites by sex, Central Serbia, 2012
10. Vode e lokalizacije u umiranju od raka prema polu, centralna Srbija, 2012. godina
Deaths for leading cancer sites by sex, Central Serbia, 2012
11. Broj novoobolelih slu ajeva od raka prema vode im lokalizacijama, okruzima i polu, centralna Srbija, 2012. godina
Number of new cancer cases by sex and leading primary sites, Central Serbia, 2012
12. Sirove stope incidencije od raka prema vode im lokalizacijama, okruzima i polu, centralna Srbija, 2012. godina
Crude cancer incidence rates by sex and leading primary sites, Central Serbia, 2012

13. Standardizovane stope incidencije od raka prema vode im lokalizacijama okruzima i polu, centralna Srbija, 2012. godina
Standardized cancer incidence rates by sex and leading primary sites, Central Serbia, 2012
14. Broj umrlih slu ajeva od raka prema vode im lokalizacijama, okruzima i polu, centralna Srbija, 2012. godina
Number of death cancer cases by sex and leading primary sites, Central Serbia, 2012
15. Sirove stope mortaliteta od raka prema vode im lokalizacijama, okruzima i polu, centralna Srbija, 2012. godina
Crude cancer mortality rates by sex and leading primary sites, Central Serbia, 2012
16. Standardizovane stope mortaliteta od raka prema vode im lokalizacijama, okruzima i polu, centralna Srbija, 2012. godina
Standardized cancer mortality rates by sex and leading primary sites, Central Serbia, 2012
17. Ukupan broj novoobolelih i broj novoobolelih od raka sa procentom registrovanih samo na osnovu prijave smrti, prema primarnoj lokalizaciji i polu, centralna Srbija, 2012. godina
Total number of new cancer cases and number and percentage of cases registered from death certificates only, of corpus uteri, Central Serbia, 2012
18. Broj novoobolelih slu ajeva od raka, prema primarnoj lokalizaciji, uzrastu i polu, centralna Srbija, 2012. godina
Number of new cancer cases by primary site, age and sex, Central Serbia, 2012
19. Sirove i standardizovane stope incidencije od raka na 100 000 stanovnika, prema primarnoj lokalizaciji, uzrastu i polu, centralna Srbija, 2012. godina
Crude and standardized cancer incidence rates per 100 000 population by primary site, age and sex, Central Serbia, 2012
20. Broj umrlih slu ajeva od raka, prema primarnoj lokalizaciji, uzrastu i polu, centralna Srbija, 2012. godina
Number of death cancer cases by primary site, age and sex, Central Serbia, 2012
21. Sirove i standardizovane stope mortaliteta od raka na 100.000 stanovnika, prema primarnoj lokalizaciji, uzrastu i polu, centralna Srbija, 2012. godina
Crude and standardized cancer mortality rates per 100 000 population by primary site, age and sex, Central Serbia, 2012
22. Ukupan broj novoobolelih, broj i procenat histološki i citološki verifikovanih slu ajeva raka prema primarnoj lokalizaciji i polu, centralna Srbija, 2012. godina
Total number of new cancer cases, number and percentage of histologically and cytologically confirmed cancer cases, by primary site and sex, Central Serbia, 2012

23. Broj novoobolelih i incidencija od raka prema primarnoj lokalizaciji, uzrastu i polu, centralna Srbija, 2012. godina
Number of new cancer cases and cancer incidence rates by primary site, age and sex, Central Serbia, 2012

24. Broj umrlih i mortalitet od raka prema primarnoj lokalizaciji, uzrastu i polu, centralna Srbija, 2012. godina
Number of death cancer cases and cancer mortality rates by primary site, age and sex, Central Serbia, 2012

UVOD

Populacioni registar za rak osnovan je u Srbiji 1970. godine na osnovu Plana statističkih istraživanja od interesa za Republiku (Sl. glasnik SRS br. 32/69).

U cilju primene jedinstvene metodologije u vođenju Registra u svim teritorijalnim jedinicama bivše Jugoslavije, 1986. godine doneti su Uputstvo o načinu i postupku prijavljivanja lica obolelih od malignih neoplazmi (Sl. list SFRJ, br. 3/86) i Pravilnik o obrascu Registra i načinu njegovog vođenja, obrascu prijave i postupku prijavljivanja i odjavljivanja određenih bolesti (Sl. glasnik SRS, br. 42/86).

Neprecizno uputstvo, nedovoljna edukacija zdravstvenih radnika, kao i nedostatak informatičke podrške imali su za posledicu subregistraciju novootkrivenih slučajeva raka, kao i relativno loš kvalitet podataka na samoj prijavi. U periodu od 1986. do 1995. godine, broj obolelih slučajeva malignih tumora koji su prijavljeni Registru bio je približno isti ili čak i manji od broja umrlih od raka.

Polazeći od zakonske obaveze i uloge Registra (pre svega, za procenu opterećenosti društva rakom, donošenje programa primarne prevencije, planiranje onkološke zdravstvene zaštite, kao i za klinička i epidemiološka istraživanja), u toku 1996. godine pristupljeno je njegovoj reorganizaciji u skladu sa preporukama Internacionalne (International Agency for Research on Cancer - IACR) i Evropske (European Network of Cancer Registries – ENCR) asocijacije registara za rak.

Reorganizacija je obuhvatala:

- decentralizaciju (registri se vode na nivou okruga, a baza podataka za centralnu Srbiju se nalazi u Institutu za javno zdravlje Srbije),
- pored pasivnog i aktivnog načina prikupljanja podataka,
- nove izvore informacija,
- edukaciju zdravstvenih radnika,
- informatičku podršku i
- povratni sistem informacija.

Zahvaljujući uspešnoj reorganizaciji, u toku 1998. godine Registar za rak u centralnoj Srbiji je primljen u Internacionalnu (IACR) i Evropsku asocijaciju registara za rak (ENCR).

Posle navedenih aktivnosti i vremenskog perioda od nekoliko godina, koji je neophodan za stabilnost podataka, ostvareni su uslovi za izradu prvog izveštaja u decembru 2002. godine.

U registrima koji funkcionišu više decenija, zbog mnogobrojnih izvora podataka i potrebe za njihovom proverom i analizom, uobičajeni vremenski period za prikupljanje podataka iznosi dve godine nakon čega se publikuje izveštaj.

INTRODUCTION

The Population Register for Cancer was formed in Serbia in 1970, originated from the Plan of Statistical Research of Interest for the Republic (Official Gazette of the Republic of Serbia No. 32/69).

In 1986, aiming to apply a unified Register implementation methodology in all territorial units of Former Yugoslavia, the Guidelines On Ways And Procedures Of Reporting Persons With Malign Neoplasms (Official Gazette SFRY, No. 3/86) and the Regulation Book For The Register Form And The Method Of Updating, The Report Forms And Reporting And Cancelation Procedures For Certain Diseases (Official Gazette Gazette of the Republic of Serbia No. 42/86) were adopted.

Unprecise Guidelines, insufficient education of the medical personnel, as well as the lack of informatics support resulted in the subregistration of newly found cases of cancer, as well as a relatively poor quality of data on the report forms themselves. In the period of 1986 - 1995, the number of cases with malignant tumors reported to the Register was approximately the same or even lower compared to the number of cases deceased from cancer.

Starting from legal obligations and role of the Register, (foremost for the evaluation of the cancer burden on society, adoption of primary prevention programs, planning oncology health care, as well as clinical and epidemiological research), the reorganization of the Register began in 1996, in accordance with the recommendations of the Interational Agency for Research on Cancer - IACR, and European Network of Cancer Registries - ENCR.

The reorganization encompassed:

- Decentralization (registers are formed on the level of regions, while the main database for Central Serbia is located in the Institute of Public Health of Serbia),
- Apart from passive, active data collection,
- New sources of information,
- Education of medical personnel,
- Informatics support and
- Feedback system of information.

During 1998, due to a successful reorganization, the Cancer Register in Central Serbia was admitted into the Interational Agency for Research on Cancer (IACR) and European Network of Cancer Registries (ENCR).

Following the afore-mentioned activities and several years period necessary for achieving stability of the data, conditions were created for issuing the first Report in December 2002.

In Registers functioning over a period of several decades, due to numerous data sources and the need to check and analyze them, the usual time span for data collection is two years, after which the Report is published.

METOD

Registar za rak u centralnoj Srbiji obuhvata podatke o: li nim karakteristikama obolelih/umrlih, mogu o j pojavi multiplog primarnog tumora, datumu utvr ivanja sadašnjeg oboljenja, na inu dijagnostike, karakteristikama tumora (primarna i sekundarna anatomska lokalizacija, histološki tip, stadijum), ishodu bolesti, kao i podatke o zdravstvenoj ustanovi koja je prijavila maligni tumor.

Izvori informacija o obolelim/umrlim od raka su podaci iz instituta za onkologiju, onkoloških dispanzera, onkoloških klinika, bolni kih i vanbolni kih zdravstvenih ustanova, patohistoloških/citoloških, hematoloških i drugih laboratorija, prijava smrti, fondova zdravstvenog osiguranja i ciljanih istraživanja.

Informati ku podršku Registru pružio je programski paket CanReg4 (Department of Descriptive Epidemiology, IARC, Lyon, France, 2002).

U cilju obezbe enja kvalitetnog prikupljanja, unosa, uvanja, obrade i analize podataka u Registru, primenjena je metodologija me unarodnih asocijacija (IARC i ENCR) registara za rak.

Za analizu umiranja od malignih tumora u centralnoj Srbiji u 2011. godini, koriš eni su nepublikovani podaci Republi kog zavoda za statistiku. Izvor podataka o populaciji bio je popis stanovništva 2011. godine Republi kog zavoda za statistiku.

Maligni tumori su šifrirani prema Me unarodnoj klasifikaciji bolesti – deseta revizija, knjiga 1- (šifre C00-C96) i prema Me unarodnoj klasifikaciji onkoloških bolesti – tre e izdanje (šifre 8000/3-9941/3) - International Classification of Diseases for Oncology – Third Edition, World Health Organization, 2000, Geneva. Registrom nisu obuhva eni tumori “in situ” (šifre D00-D09).

U izveštaju pored nestandardizovanih, prikazane su i standardizovane stope incidencije (tabele 6, 13, 19, 23) i mortaliteta (tabele 7, 16, 21, 24). Navedene stope standardizovane su metodom direktne standardizacije, a kao standardna populacija koriš ena je populacija sveta (ASR-W), Evrope (ASR-E) i Frankova (ASR-TRUNC).

U eš e prijavljenih slu ajeva malignih tumora koji su registrovani samo na osnovu prijave smrti prikazano je na tabeli 17.

METHOD

The Central Serbia Cancer Register includes the following data: personal characteristics of new cases/deceased, possible appearance of multiple primary tumors, date of determination of current illness, diagnostic methods, tumor characteristics (primary and secondary anatomy localization, histology type, stage), outcome of the disease, as well as data on the health institution reporting the malign tumor.

Information sources concerning new cancer cases/deceased cases are data from the oncology institutes, oncology dispensaries, oncology clinics, hospitals and out-patients health institutions, pathology/cytology, hematology and other laboratories, death reports, health insurance funds and targeted research.

The Register is informatically supported by the CanReg4 program package (Department of Descriptive Epidemiology, IARC, Lyon, France, 2002).

With the aim of providing quality in collection, entry, keeping, processing and analysis of data in the Register, the methodology of international associations was applied (IARC I ENCR) for cancer registers.

Unpublished data of the Republic Statistics Institute were used for the analysis of death due to malign tumors in Central Serbia in 2011.

The source of data concerning the population is 2011 Census, Statistical Office of the Republic of Serbia.

Malign tumors are coded according to the International Classification of Diseases - Tenth Revision, Volume 1 (codes C00-C96) and according to the International Classification of Diseases for Oncology - Third Edition (codes 8000/3-9941/3), World Health Organization, 2000, Geneva. The Register does not include tumors "in situ" (codes D00-D09).

Apart from crude rates, the Report includes standardized incidence rates (tables 6, 13, 19, 23) and mortality rates (tables 7, 16, 21, 24). These rates were standardized by the method of direct standardization, with the World (ASR-W), European (ASR-E) or truncated (ASR-TRUNC) population as the standard population.

The percentage of new malign tumor cases registered only on the basis of death reports (table 17).

DEFINICIJE

Incidencija je broj novodijagnostikovanih slučajeva raka u definisanoj populaciji, prijavljenih registru u datoj kalendarskoj godini.

Uzrasno specifična stopa incidencije je broj novoobolelih od raka u definisanoj uzrasnoj grupi (najčešće petogodišnji interval) na 100.000 stanovnika te uzrasne grupe.

Mortalitet je broj slučajeva umrlih od raka koji se javljaju u definisanoj populaciji tokom određenog vremenskog perioda.

Uzrasno specifična stopa mortaliteta je broj umrlih od raka u definisanoj uzrasnoj grupi (najčešće petogodišnji interval) na 100.000 stanovnika te uzrasne grupe.

Standardizovane stope incidencije i mortaliteta predstavljaju fiktivne vrednosti koje se dobijaju određenim tehničkim postupkom, uvođenjem standardne populacije, obično je to: populacija sveta (ASR-W), Evrope (ASR-E) ili tranka (ASR-TRUNC). Njima se prevazilaze razlike (najčešće po polu i uzrastu) koje postoje u različitim populacijama, tako da su pogodne za poređenje.

DEFINITIONS

Incidence is the number of newly diagnosed cancer cases in a defined population, reported to the Register in the given calendar year.

The age-specific incidence rate is the number of new cancer cases in a defined age-group (usually five-year interval) per 100 000 population of that age group.

Mortality is the number of cases deceased from cancer appearing in a defined population during a determined period of time.

The age-specific mortality rate is the number of deceased from cancer in a defined age-group (usually five-year interval) per 100 000 population of that age group.

Standardized incidence and mortality rates represent fictive values reached by a certain technique, introducing standard population: usually World (ASR-W), European (ASR-E) or truncated population (ASR-TRUNC). They are used to eliminate differences (mostly gender and age) existing in different populations and are, therefore, convenient for comparison.

U realizaciji ovog izveštaja učestvovali su zdravstveni radnici i saradnici:

- Instituta za javno zdravlje u Nišu i Kragujevcu
- Zavoda za javno zdravlje na teritoriji centralne Srbije
- Hospitalnog Registra za rak Instituta za onkologiju i radiologiju Srbije
- Instituta kliničkog centra Srbije i kliničkog centra u Nišu
- Kliničko–bolničkih centara u Beogradu i Kragujevcu
- Instituta za zdravstvenu zaštitu majke i deteta „Dr Vukan Čupić”
- Univerzitetske dječije klinike u Beogradu
- Ginekološko akušerske klinike „Narodni front”
- Zdravstvenih centara
- Specijalnih / opštih bolnica, i
- Domova zdravlja na teritoriji centralne Srbije.

Health experts and administrative staff from the following institutions participated in the realization of this Report:

- Institutes of Public Health of Nis and Kragujevac;
- Institutes of Public Health on the territory of Central Serbia;
- Hospital Cancer Register of the Oncology and Radiology Institute of Serbia;
- Institutes of the Clinical Centre of Serbia and the Clinical Centre of Nis;
- Clinical-Hospital Centres in Belgrade and Kragujevac;
- Institute for Health Care of Mother and Child "Dr Vukan Čupić";
- University Childrens' Clinic in Belgrade;
- Gyneacology and Obstretics Clinic "Narodni front";
- Health Centres;
- Special / General Hospitals and
- Primary Health Centres on the territory of Central Serbia.

Koordinatori okružnih Registara za rak / Coordinators of Cancer Registries:

Zavod za javno zdravlje Šabac / Institute of Public Health Sabac

Dr Olivera Stojanovi , specijalista socijalne medicine / *Olivera Stojanovic, MD, specialist specialist in social medicine*

Vesna Maksimovi , viši sanitarni tehničar / *Vesna Maksimovic, senior sanitary technician*

Zavod za javno zdravlje Valjevo / Institute of Public Health Valjevo

Marija Jovanovi , medicinska sestra / *Marija Jovanovic, nurse*

Zavod za javno zdravlje Požarevac / Institute of Public Health Pozarevac

Dr Goran Nikoli , specijalista epidemiologije / *Goran Nikolic, MD, specialist in epidemiology*

Srdjan Klimek, viši sanitarni tehničar / *Srdjan Klimek, senior sanitary technician*

Institut za javno zdravlje Kragujevac / Institute of Public Health Kragujevac

Asist. dr Gordana Djordjević , specijalista epidemiologije / *Ass. Prof. Gordana Djordjevic, MD, PhD, specialist in epidemiology*

Jelena Hadžić - Radisavljević , viši sanitarni tehničar / *Jelena Hadžic - Radisavljevic, senior sanitary technician*

Zavod za javno zdravlje Kuprija / Institute of Public Health Cuprija

Dr Vesna Stefanovi , specijalista epidemiolog / *Vesna Stefanovic, MD, specialist in epidemiology*

Sonja Anđelković , viši sanitarni tehničar / *Sonja Anđelkovic, senior sanitary technician*

Zavod za javno zdravlje Zaječar / Institute of Public Health Zajecar

Dr Svetlana Živković , specijalista epidemiolog / *Svetlana Zivkovic, MD, specialist in epidemiology*

Nena Đorđević , operater / *Nena Đorđević, IT technician*

Zavod za javno zdravlje Užice / Institute of Public Health Uzice

Dr sc. med. Biljana Mijović / *Biljana Mijovi MD, PhD, specialist in epidemiology*

Dr Aleksandra Andrić , specijalista epidemiolog / *Aleksandra Andric, MD, specialist in epidemiology*

Marija Dulović , sanitarni tehničar / *Marija Dulovic, sanitary technician*

Zavod za javno zdravlje Čačak / Institute of Public Health Cacak

Dr Aksentije Tošić , specijalista epidemiolog / *Aksentije Tosic, MD, specialist in epidemiology*

Radoica Gojgić , dipl. inženjer metalurgije / *Radoica Gojgic, dipl. engineer of metallurgy*

Zavod za javno zdravlje Kraljevo / Institute of Public Health Kraljevo

Dr Vladan Šaponjić , specijalista epidemiolog / *Vladan Saponjic, MD, specialist in epidemiology*

Dr Verica Đukić , specijalista epidemiolog / *Verica Djukic, MD, specialist in epidemiology*

Zvonko Marinković , viši sanitarni tehničar / *Zvonko Marinkovic, senior sanitary technician*

Zavod za javno zdravlje Kruševac / Institute of Public Health Krusevac

Dr Mirjana Avramović , specijalista epidemiolog / *Mirjana Avramovic, MD, specialist in epidemiology*

Verica Mijailović , viši sanitarni tehničar / *Verica Mijailovic, senior sanitary technician*

Institut za javno zdravlje Niš / Institute of Public Health Nis

Prim.Dr Mirko Ilić , specijalista epidemiolog / *Mirko Ilic, MD, specialist in epidemiology*

Danijela Milenković Stanković , sanitarni tehničar / *Danijela Milenkovic Stankovic, sanitary technician*

Zavod za javno zdravlje Pirot / Institute of Public Health Pirot

Dr Radmila Zec, specijalista epidemiolog / *Radmila Zec, MD, specialist in epidemiology*

Danijela Kostić , viši sanitarni tehničar / *Danijela Kostic senior sanitary technician*

Zavod za javno zdravlje Leskovac / Institute of Public Health Leskovac

Dr Zorana Kulić , specijalista epidemiolog / *Zorana Kulic MD, specialist in epidemiology*

Violeta Kostić , sanitarni tehničar / *Violeta kostic, sanitary technician*

Zavod za javno zdravlje Vranje / Institute of Public Health Vranje

Dr Svetlana Stojanović , specijalista socijalne medicine / *Svetlana Stojadinovic, MD, specialist in social medicine*

Petar Veličković , zdravstveni statističar / *Petar Velickovic, health statistician*

Gradski zavod za javno zdravlje Beograd / Institute of Public Health Beograd

Mr sc. med. Ljubinka Marčetić , specijalista socijalne medicine / *Ljubinka Marcetic, MD, M. Sc. specialist in social medicine*

Dr Svetlana Trtica, specijalista socijalne medicine / *Svetlana Trtica, MD, specialist in social medicine*

Aleksandra Čukić , zdravstveni statističar / *Aleksandra Cukic, health statistician*

Tabela 1. Broj stanovnika prema uzrastu i polu, centralna Srbija, 2012*. godina
Table 1. Population of Central Serbia by age and sex, 2012*

Uzrast Age	Muškarci Males	Žene Females	Ukupno Total
0-4	124845	118083	242928
5-9	132305	125356	257661
10-14	131737	125132	256869
15-19	150057	141986	292043
20-24	162758	155835	318593
25-29	177296	172005	349301
30-34	182293	178529	360822
35-39	183848	183256	367104
40-44	172490	174552	347042
45-49	170265	175591	345856
50-54	182498	191395	373893
55-59	206885	220112	426997
60-64	189546	210189	399735
65-69	118999	139188	258187
70-74	112989	142827	255816
75+	171545	252668	424213
Ukupno (Total)	2570356	2706704	5277060

Tabela 2. Broj stanovnika prema okruzima i polu, centralna Srbija, 2012*. godina
Table 2. Population of Central Serbia by administrative districts by sex, 2012*

Teritorija District	Muškarci Males	Žene Females	Ukupno Total
Grad Beograd	787410	876808	1664218
Kolubarski	85787	87321	173108
Mačvanski	146921	149535	296456
Raški	153047	155670	308717
Moraviški	103578	107464	211042
Zlatiborski	140575	143641	284216
Rasinski	118030	121836	239866
[umadijski	143124	148911	292035
Pomoravski	103241	109567	212808
Braničevski	88286	93380	181666
Podunavski	97595	100368	197963
Zaječarski	57763	60638	118401
Borski	60417	63199	123616
Nišavski	183961	190410	374371
Pčinjski	101907	100421	202328
Jablanički	106864	107320	214184
Toplički	45632	45075	90707
Pirotski	46218	45140	91358
Centralna Srbija (Central Serbia)	2570356	2706704	5277060

Slika 1. Stanovništvo prema uzrastu i polu, centralna Srbija, 2011† i 2012*. godina
Figure 1. Population of Central Serbia by age and sex, 2011† and 2012*

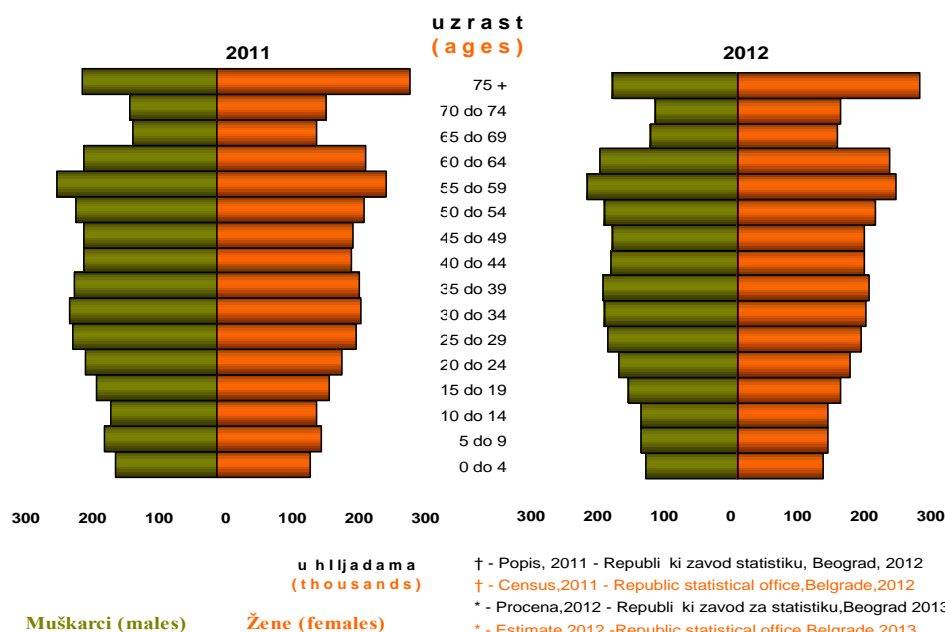


Tabela 3. Broj novoobolelih osoba od raka prema polu, centralna Srbija, 1990–2012. godina
 Table 3. Number of new cancer cases by sex, Central Serbia, 1990 - 2012

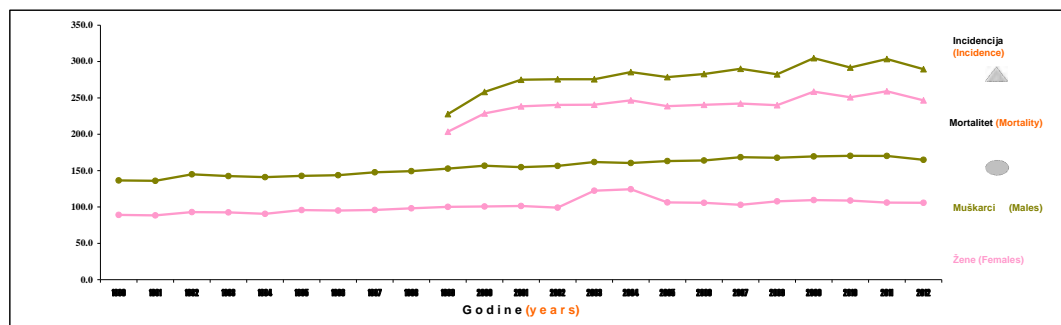
Pol (Sex)	Godine (Years)																						
	1990*	1991*	1992*	1993*	1994*	1995*	1996*	1997*	1998*	1999	2000	2001	2002	2003	2004	2005	2006	2007	2008	2009	2010	2011	2012
Muškarci (Males)	4879	4479	4417	2900	2639	3101	8987	9412	9788	9964	11270	12110	12449	12350	12801	12679	12835	13475	13261	14012	13625	14130	13860
Žene (Females)	5019	4696	4174	3354	3250	3955	8236	8562	9053	9661	10853	11249	11449	11594	11954	11690	11758	12187	11974	12651	12531	12819	12358
Ukupno (Total)	9898	9175	8591	6254	5889	7056	17223	17974	18841	19625	22123	23359	23898	23944	24755	24369	24593	25662	25235	26663	26156	26949	26218

* subregistracija (subregistration)

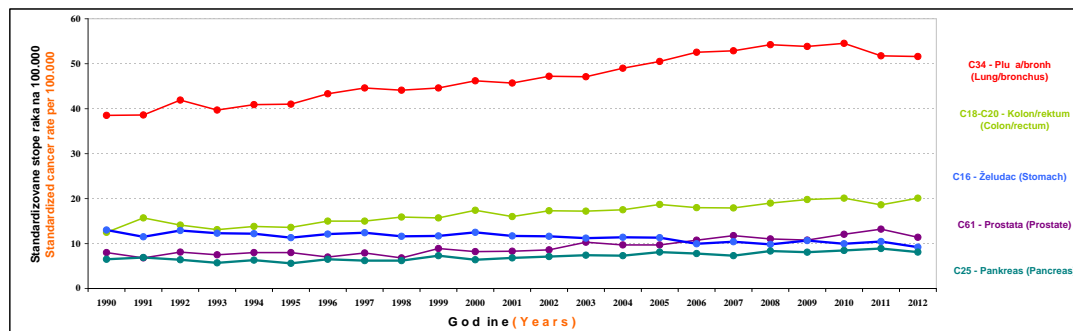
Tabela 4. Broj umrlih osoba od raka prema polu, centralna Srbija, 1990–2012. godina
 Table 4. Number of death cancer cases by sex, Central Serbia, 1990 - 2012

Pol (Sex)	Godine (Years)																						
	1990	1991	1992	1993	1994	1995	1996	1997	1998	1999	2000	2001	2002	2003	2004	2005	2006	2007	2008	2009	2010	2011	2012
Muškarci (Males)	5612	5658	6083	6093	6146	6287	6488	6736	6874	6962	7206	7149	7496	7655	7728	7858	7968	8290	8338	8506	8605	8592	8694
Žene (Females)	4202	4303	4544	4581	4569	4907	4919	5052	5288	5350	5447	5553	5571	5832	5980	6142	6146	6083	6317	6536	6448	6332	6537
Ukupno (Total)	9814	9961	10627	10674	10715	11194	11407	11788	12162	12312	12653	12702	13067	13487	13708	14000	14114	14373	14655	15042	15053	14924	15231

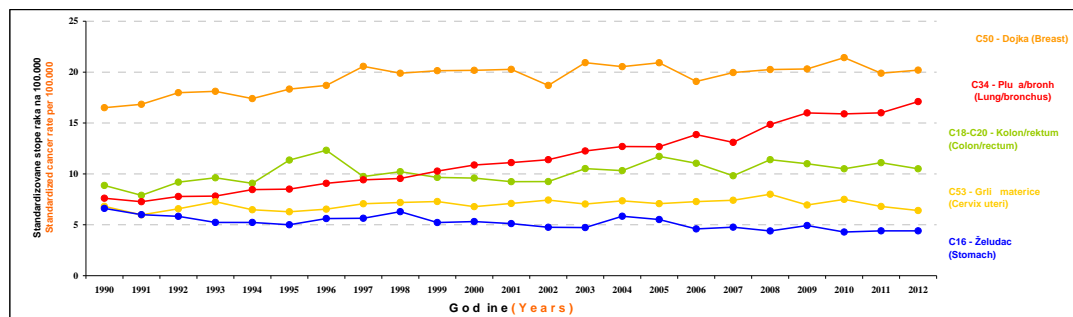
Slika 2. Standardizovana incidencija i mortalitet od raka na 100.000 stanovnika, centralna Srbija, 1990–2012. godina
 Figure 2. Standardized cancer incidence and mortality rates per 100.000 population, Central Serbia, 1990 - 2012



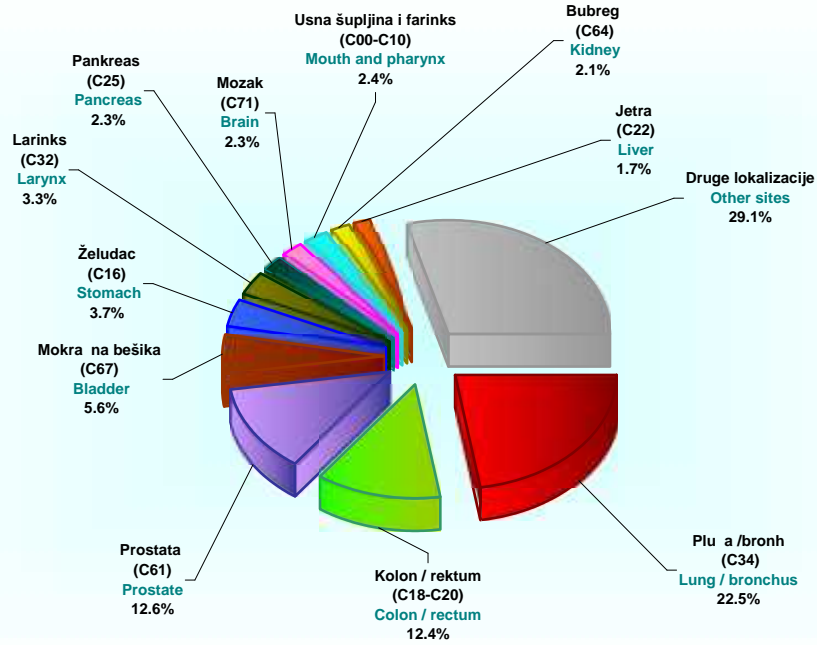
Slika 3. Standardizovane stope mortaliteta od vode ih lokalizacija raka na 100.000 stanovnika, muškarci, centralna Srbija, 1990–2012.godine
 Figure 3. Standardized cancer mortality rates per 100.000 population, males, Central Serbia, 1990 - 2012



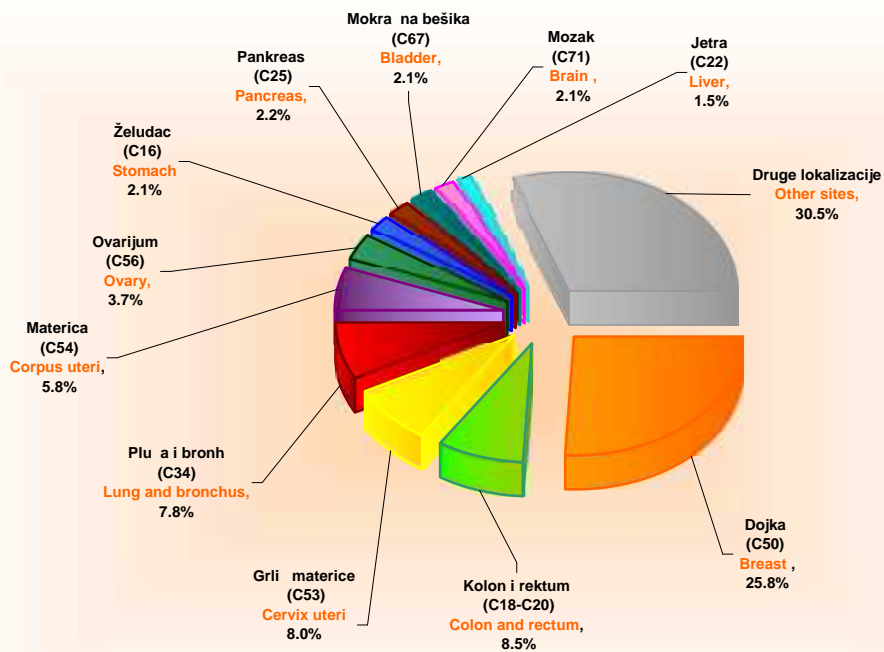
Slika 4. Standardizovane stope mortaliteta od vode ih lokalizacija raka na 100.000 stanovnika, žene, centralna Srbija, 1990–2012.godine
 Figure 4. Standardized cancer mortality rates per 100.000 population, females, Central Serbia, 1990 - 2012



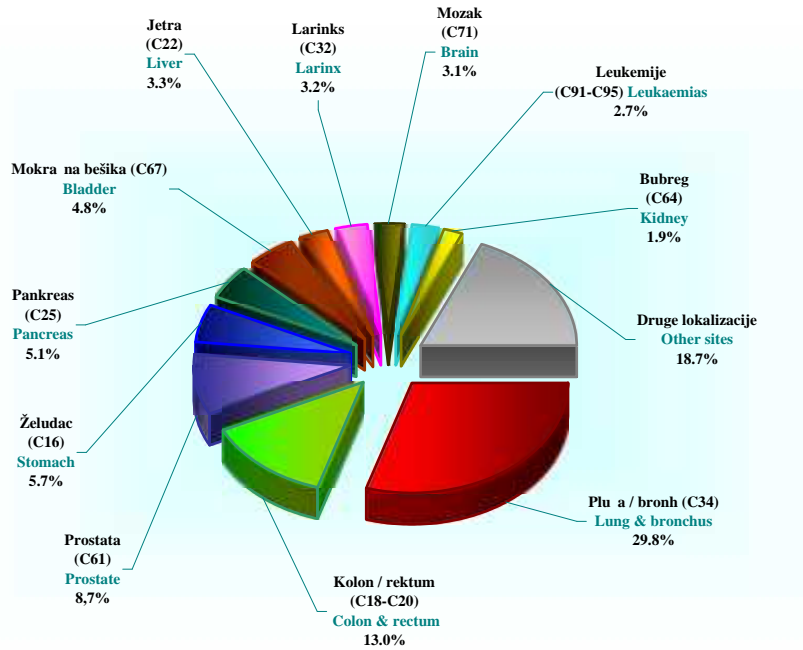
Slika 5. Vode e lokalizacije u obolevanju od malignih tumora kod muškaraca, centralna Srbija, 2012. godina
Figure 5. The leading cancer sites in males, Central Serbia, 2012



Slika 6. Vode e lokalizacije u obolevanju od malignih tumora kod žena, centralna Srbija, 2012. godina
Figure 6. The leading cancer sites in females, Central Serbia, 2012



Slika 7. Vode e lokalizacije u umiranju od malignih tumora kod muškaraca, centralna Srbija, 2012. godina
Figure 7. The leading cancer sites, deaths, males in Central Serbia, 2012



Slika 8. Vode e lokalizacije u umiranju od malignih tumora kod žena, centralna Srbija, 2012. godina
Figure 8. The leading cancer sites, deaths, females in Central Serbia, 2012

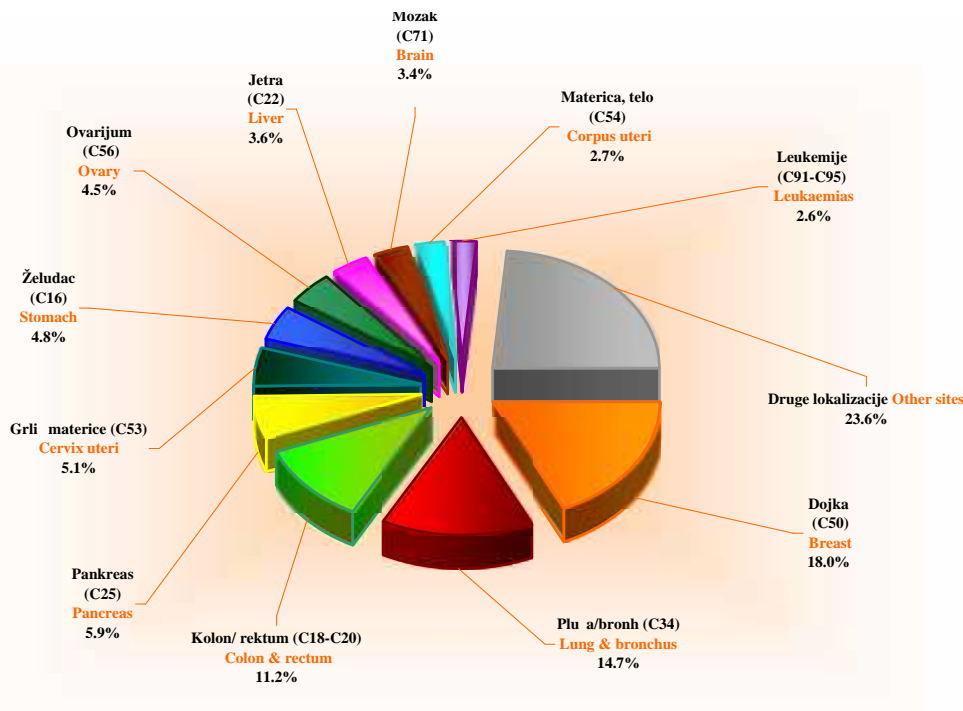


Tabela 5. Broj novoobolelih slu ajeva od raka prema vode im lokalizacijama i okruzima, muškarci, centralna Srbija, 2012. godina

Table 5. Number of new cancer cases by leading primary sites, males, regions in Central Serbia, 2012

Primarne lokalizacije (10-MKB) Primary sites (ICD-10)	O k r u g (R e g i o n)																		
	centralna Srbija	Grad Beograd	Kolubarski	Ma vanski	Raški	Moravi ki	Zlatiborski	Rasinski	Šumadijski	Pomoravski	Brani evski	Podunavski	Zaje arski	Borski	Nišavski	P injski	Jablani ki	Topli ki	Pirotski
Plu a i bronh, (C34) Lung and bronchus	3117	1243	116	174	106	128	163	132	147	95	82	129	65	44	207	83	100	50	53
Prostata (C61) Prostate	1748	688	34	77	75	71	54	96	109	44	43	49	44	45	136	32	91	27	33
Kolon i rektum (C18-C20) Colon and rectum	1721	541	75	93	89	77	72	115	99	60	52	48	48	34	141	43	49	20	65
Mokra na bešika (C67) Bladder	775	196	27	45	44	44	24	44	55	31	19	28	15	29	85	16	41	15	17
Želudac (C16) Stomach	517	99	24	38	31	34	33	28	36	17	14	15	9	10	40	23	40	11	15
Larinks (C32) Larynx	458	140	4	33	28	17	20	18	33	14	16	23	11	7	41	17	13	10	13
Usna šuplj. i farinks (C00-C10) Mouth and pharynx	326	119	8	32	14	10	20	13	15	11	5	7	8	9	18	7	18	6	6
Pankreas (C25) Pancreas	322	49	11	30	27	11	27	13	29	5	14	17	19	13	22	3	12	6	14
Mozak (C71) Brain	314	72	16	14	20	10	19	19	29	5	12	17	7	7	21	15	17	3	11
Bubreg (C64) Kidney	293	69	14	25	18	16	17	12	24	10	9	13	5	11	23	5	11	3	8
Jetra (C22) Liver	233	22	10	24	18	13	8	2	11	6	16	19	7	16	22	8	11	5	15
Leukemije (C91-C95) Leukaemias	207	42	8	17	14	16	10	4	25	6	0	1	12	8	22	8	5	2	7
Druge lokalizacije Other sites	3829	1358	168	175	184	139	181	196	286	178	95	135	85	84	226	74	117	49	99
Sve lokalizacije (C00-C97) All sites	13860	4638	515	777	668	586	648	692	898	482	377	501	335	317	1004	334	525	207	356
Sve lokalizacije bez kože (C44) All sites but skin (C44)	12238	4055	446	692	587	499	552	580	801	380	352	446	313	273	954	310	479	194	325

Tabela 6. Broj novoobolelih slu ajeva od raka prema vode im lokalizacijama i okruzima, žene, centralna Srbija, 2012. godina

Table 6. Number of new cancer cases by leading primary sites, females, regions in Central Serbia, 2012

Primarne lokalizacije (10-MKB) Primary sites (ICD-10)	O k r u g (R e g i o n)																		
	centralna Srbija	Grad Beograd	Kolubarski	Ma vanski	Raški	Moravi ki	Zlatiborski	Rasinski	Šumadijski	Pomoravski	Brani evski	Podunavski	Zaje arski	Borski	Nišavski	P injski	Jablani ki	Topli ki	Pirotski
Dojka (C50) Breast	3186	1353	109	123	110	124	135	202	181	97	71	84	57	62	232	70	83	39	54
Kolon i rektum (C18-C20) Colon and rectum	1053	311	48	58	43	42	45	71	64	27	39	28	40	23	105	25	40	7	37
Grlji materice (C53) Cervix uteri	986	384	25	20	32	44	47	39	61	29	31	32	26	29	77	51	29	14	16
Plu a i bronh (C34) Lung and bronchus	959	350	47	54	34	43	42	33	76	24	34	51	22	18	55	16	36	12	12
Materica (C54) Corpus uteri	722	276	17	21	39	23	12	40	33	20	28	29	18	18	61	21	43	6	17
Ovarijum (C56) Ovary	453	107	24	20	19	18	23	25	27	9	18	15	9	31	45	11	25	12	15
Pankreas (C25) Pancreas	272	50	18	12	11	10	20	10	31	4	9	8	9	6	26	7	15	15	11
Mokra na bešika (C67) Bladder	262	82	4	16	13	13	10	20	17	12	11	14	7	8	22	3	4	3	3
Mozak (C71) Brain	261	70	13	4	13	10	24	15	21	6	9	9	6	5	20	5	16	8	7
Želudac (C16) Stomach	255	46	12	15	10	17	15	15	18	7	12	8	5	14	16	10	23	6	6
Jetra (C22) Liver	185	15	6	19	20	10	9	13	6	2	7	10	3	8	29	3	7	4	14
Leukemije (C91-C95) Leukaemias	158	39	11	9	6	14	11	2	17	6	0	0	5	2	15	1	7	8	5
Druge lokalizacije Other sites	3606	1314	137	183	165	127	161	225	311	149	92	103	74	94	193	59	95	47	77
Sve lokalizacije (C00-C97) All sites	12358	4397	471	554	515	495	554	710	863	392	361	391	281	318	896	282	423	181	274
Sve lokalizacije bez kože (C44) All sites but skin (C44)	10851	3838	414	466	447	429	476	582	750	315	331	356	264	275	842	262	380	174	250

Tabela 7. Stope incidencije od raka na 100.000 stanovnika prema vode im lokalizacijama i okruzima, muškarci, centralna Srbija, 2012. godina

Table 7. Cancer incidence rates per 100.000 population by leading primary sites, males, regions in Central Serbia, 2012

Primarne lokalizacije (10-MKB) Primary sites (ICD-10)	centralna Srbija	O k r u g (R e g i o n)																	
		Grad Beograd	Kolubarski	Ma vanski	Raški	Moravi ki	Zlatiborski	Rasinski	Šumadijski	Pomoravski	Brani evski	Podunavski	Zaje arski	Borski	Nišavski	P injski	Jablani ki	Topli ki	Pirotski
Plu a i bronh, (C34) Lung and bronchus	121.3	157.9	135.2	118.4	69.3	123.6	116.0	111.8	102.7	92.0	92.9	132.2	112.5	72.8	112.5	81.4	93.6	109.6	114.7
Prostata (C61) Prostate	68.0	87.4	39.6	52.4	49.0	68.5	38.4	81.3	76.2	42.6	48.7	50.2	76.2	74.5	73.9	31.4	85.2	59.2	71.4
Kolon i rektum (C18-C20) Colon and rectum	67.0	68.7	87.4	63.3	58.2	74.3	51.2	97.4	69.2	58.1	58.9	49.2	83.1	56.3	76.6	42.2	45.9	43.8	140.6
Mokra na bešika (C67) Bladder	30.2	24.9	31.5	30.6	28.7	42.5	17.1	37.3	38.4	30.0	21.5	28.7	26.0	48.0	46.2	15.7	38.4	32.9	36.8
Želudac (C16) Stomach	20.1	12.6	28.0	25.9	20.3	32.8	23.5	23.7	25.2	16.5	15.9	15.4	15.6	16.6	21.7	22.6	37.4	24.1	32.5
Larinks (C32) Larynx	17.8	17.8	4.7	22.5	18.3	16.4	14.2	15.3	23.1	13.6	18.1	23.6	19.0	11.6	22.3	16.7	12.2	21.9	28.1
Usna šuplj. i farinks (C00-C10) Mouth and pharynx	12.7	15.1	9.3	21.8	9.1	9.7	14.2	11.0	10.5	10.7	5.7	7.2	13.8	14.9	9.8	6.9	16.8	13.1	13.0
Pankreas (C25) Pancreas	12.5	6.2	12.8	20.4	17.6	10.6	19.2	11.0	20.3	4.8	15.9	17.4	32.9	21.5	12.0	2.9	11.2	13.1	30.3
Mozak (C71) Brain	12.2	9.1	18.7	9.5	13.1	9.7	13.5	16.1	20.3	4.8	13.6	17.4	12.1	11.6	11.4	14.7	15.9	6.6	23.8
Bubreg (C64) Kidney	11.4	8.8	16.3	17.0	11.8	15.4	12.1	10.2	16.8	9.7	10.2	13.3	8.7	18.2	12.5	4.9	10.3	6.6	17.3
Jetra (C22) Liver	9.1	2.8	11.7	16.3	11.8	12.6	5.7	1.7	7.7	5.8	18.1	19.5	12.1	26.5	12.0	7.9	10.3	11.0	32.5
Leukemije (C91-C95) Leukaemias	8.1	5.3	9.3	11.6	9.1	15.4	7.1	3.4	17.5	5.8	0.0	1.0	20.8	13.2	12.0	7.9	4.7	4.4	15.1
Druge lokalizacije Other sites	149.0	172.5	195.8	119.1	120.2	134.2	128.8	166.1	199.8	172.4	107.6	138.3	147.2	139.0	122.9	72.6	109.5	107.4	214.2
Sve lokalizacije (C00-C97) All sites	539.2	589.0	600.3	528.9	436.5	565.8	461.0	586.3	627.4	466.9	427.0	513.3	580.0	524.7	545.8	327.8	491.3	453.6	770.3
Sve lokalizacije bez kože (C44) All sites but skin (C44)	476.1	515.0	519.9	471.0	383.5	481.8	392.7	491.4	559.7	368.1	398.7	457.0	541.9	451.9	518.6	304.2	448.2	425.1	703.2

Tabela 8. Stope incidencije od raka na 100.000 stanovnika prema vode im lokalizacijama i okruzima, žene, centralna Srbija, 2012. godina

Table 8. Cancer incidence rates per 100.000 population by leading primary sites, females, regions in Central Serbia, 2012

Primarne lokalizacije (10-MKB) Primary sites (ICD-10)	centralna Srbija	O k r u g (R e g i o n)																	
		Grad Beograd	Kolubarski	Ma vanski	Raški	Moravi ki	Zlatiborski	Rasinski	Šumadijski	Pomoravski	Brani evski	Podunavski	Zaje arski	Borski	Nišavski	P injski	Jablani ki	Topli ki	Pirotski
Dojka (C50) Breast	117.7	154.3	124.8	82.3	70.7	115.4	94.0	165.8	121.5	88.5	76.0	83.7	94.0	98.1	121.8	69.7	77.3	86.5	119.6
Kolon i rektum (C18-C20) Colon and rectum	50.9	42.3	78.7	39.8	44.2	61.3	34.5	84.8	60.2	45.0	53.1	38.6	74.9	49.1	68.0	32.6	43.0	37.3	121.9
Grli materice (C53) Cervix uteri	36.4	43.8	28.6	13.4	20.6	40.9	32.7	32.0	41.0	26.5	33.2	31.9	42.9	45.9	40.4	50.8	27.0	31.1	35.4
Plu a i bronh (C34) Lung and bronchus	35.4	39.9	53.8	36.1	21.8	40.0	29.2	27.1	51.0	21.9	36.4	50.8	36.3	28.5	28.9	15.9	33.5	26.6	26.6
Materica (C54) Corpus uteri	26.7	31.5	19.5	14.0	25.1	21.4	8.4	32.8	22.2	18.3	30.0	28.9	29.7	28.5	32.0	20.9	40.1	13.3	37.7
Ovarijum (C56) Ovary	16.7	12.2	27.5	13.4	12.2	16.7	16.0	20.5	18.1	8.2	19.3	14.9	14.8	49.1	23.6	11.0	23.3	26.6	33.2
Pankreas (C25) Pancreas	10.0	5.7	20.6	8.0	7.1	9.3	13.9	8.2	20.8	3.7	9.6	8.0	14.8	9.5	13.7	7.0	14.0	33.3	24.4
Mokra na bešika (C67) Bladder	9.7	9.4	4.6	10.7	8.4	12.1	7.0	16.4	11.4	11.0	11.8	13.9	11.5	12.7	11.6	3.0	3.7	6.7	6.6
Mozak (C71) Brain	9.6	8.0	14.9	2.7	8.4	9.3	16.7	12.3	14.1	5.5	9.6	9.0	9.9	7.9	10.5	5.0	14.9	17.7	15.5
Želudac (C16) Stomach	9.4	5.2	13.7	10.0	6.4	15.8	10.4	12.3	12.1	6.4	12.9	8.0	8.2	22.2	8.4	10.0	21.4	13.3	13.3
Jetra (C22) Liver	6.8	1.7	6.9	12.7	12.8	9.3	6.3	10.7	4.0	1.8	7.5	10.0	4.9	12.7	15.2	3.0	6.5	8.9	31.0
Leukemije (C91-C95) Leukaemias	5.8	4.4	12.6	6.0	3.9	13.0	7.7	1.6	11.4	5.5	0.0	0.0	8.2	3.2	7.9	1.0	6.5	17.7	11.1
Druge lokalizacije Other sites	121.2	143.0	133.1	121.4	89.4	96.0	108.9	158.1	191.6	115.7	87.2	92.0	113.1	136.1	88.5	51.0	82.8	82.5	130.6
Sve lokalizacije (C00-C97) All sites	456.6	501.5	539.4	370.5	330.8	460.6	385.7	582.8	579.5	357.8	386.6	389.6	463.4	503.2	470.6	280.8	394.1	401.6	607.0
Sve lokalizacije bez kože (C44) All sites but skin (C44)	400.9	437.7	474.1	311.6	287.1	399.2	331.4	477.7	503.7	287.5	354.5	354.7	435.4	435.1	442.2	260.9	354.1	386.0	553.8

Tabela 9. Standardizovane stope incidencije od raka na 100.000 stanovnika prema vode im lokalizacijama i okruzima, muškarci, centralna Srbija, 2012. godina

Table 9. Standardized cancer incidence rates per 100.000 population by leading primary sites, males, regions in Central Serbia, 2012

Primarne lokalizacije (10-MKB) Primary sites (ICD-10)	centralna Srbija	O k r u g (R e g i o n)																	
		Grad Beograd	Kolubarski	Ma vanski	Raški	Moravi ki	Zlatiborski	Rasinski	Šumadijski	Pomoravski	Bрани evski	Podunavski	Zaje arski	Borski	Nišavski	P injski	Jablani ki	Topli ki	Pirotski
Plu a i bronh, (C34) Lung and bronchus	65.0	91.8	66.0	61.2	42.8	61.1	57.1	52.5	54.2	45.9	48.3	71.8	50.1	34.3	58.3	53.3	47.4	55.0	50.6
Prostata (C61) Prostate	30.0	41.8	16.5	23.7	25.9	26.7	15.9	33.0	33.0	17.1	17.7	23.8	25.5	29.8	30.8	17.8	35.9	22.2	23.9
Kolon i rektum (C18-C20) Colon and rectum	34.6	39.0	41.6	32.2	35.7	36.5	23.5	47.6	35.4	25.5	26.7	27.8	34.5	26.8	34.8	28.5	23.4	21.9	55.5
Mokra na bešika (C67) Bladder	15.1	13.6	13.5	15.7	17.0	18.6	9.0	17.8	18.9	12.4	8.8	13.8	10.7	20.1	21.5	10.2	18.9	15.9	16.5
Želudac (C16) Stomach	10.2	7.3	13.5	12.7	12.4	15.5	11.4	10.2	12.2	8.6	7.6	8.6	5.4	7.9	9.4	15.2	16.8	11.0	12.1
Larinks (C32) Larynx	10.1	10.7	2.3	12.5	11.1	9.6	8.3	7.8	12.5	7.8	10.3	14.0	9.3	4.8	12.4	11.7	6.2	11.1	12.0
Usna šuplj. i farinks (C00-C10) Mouth and pharynx	7.0	8.9	5.7	12.6	5.6	5.5	8.5	4.5	5.3	4.8	3.9	3.4	6.2	6.9	5.0	4.6	9.7	6.8	5.5
Pankreas (C25) Pancreas	6.4	3.9	7.3	9.8	9.2	4.8	9.0	5.4	10.3	2.1	6.7	9.7	11.1	11.1	5.7	2.0	5.1	6.0	12.1
Mozak (C71) Brain	8.4	8.5	10.0	6.6	8.6	5.6	6.0	9.3	12.0	2.2	11.5	10.2	6.8	7.4	7.8	12.4	9.4	6.7	12.6
Bubreg (C64) Kidney	6.5	4.9	7.9	10.2	7.5	9.0	7.7	4.8	8.9	7.1	7.8	7.7	3.7	12.3	5.6	3.5	6.0	4.7	11.3
Jetra (C22) Liver	4.6	1.4	6.1	8.3	7.2	5.8	3.1	1.2	3.9	2.6	9.9	8.8	4.8	14.3	4.5	4.8	5.3	5.2	12.3
Leukemije (C91-C95) Leukaemias	5.3	4.1	6.7	7.9	6.5	10.5	4.2	5.5	9.9	4.8	0.0	0.3	7.7	5.5	6.1	7.5	2.6	2.3	7.2
Druge lokalizacije Other sites	86.3	102.2	100.5	70.6	77.7	65.6	67.7	76.1	107.2	91.8	60.6	93.6	68.7	73.2	66.8	54.9	69.6	52.7	102.2
Sve lokalizacije (C00-C97) All sites	289.5	344.9	297.5	283.9	267.2	274.9	231.7	275.7	323.6	232.7	219.7	293.5	244.7	254.4	268.8	226.3	256.1	221.6	333.9
Sve lokalizacije bez kože (C44) All sites but skin (C44)	258.7	306.3	260.3	254.2	236.8	237.3	200.0	234.4	291.4	189.8	204.9	263.0	232.8	223.0	257.4	210.0	234.8	210.2	309.2

Tabela 10. Standardizovane stope incidencije od raka na 100.000 stanovnika prema vode im lokalizacijama i okruzima, žene centralna Srbija, 2012. godina

Table 10. Standardized cancer incidence rates per 100.000 population by leading primary sites, females, regions in Central Serbia, 2012

Primarne lokalizacije (10-MKB) Primary sites (ICD-10)	centralna Srbija	O k r u g (R e g i o n)																	
		Grad Beograd	Kolubarski	Ma vanski	Raški	Moravi ki	Zlatiborski	Rasinski	Šumadijski	Pomoravski	Bрани evski	Podunavski	Zaje arski	Borski	Nišavski	P injski	Jablani ki	Topli ki	Pirotski
Dojka (C50) Breast	68.3	93.0	69.2	47.7	44.4	63.0	52.9	86.2	70.0	47.8	42.8	49.0	45.6	48.9	66.4	49.1	45.2	45.0	70.2
Kolon i rektum (C18-C20) Colon and rectum	25.6	23.2	36.3	20.5	26.5	29.8	16.4	40.6	28.6	18.6	23.2	19.8	28.5	20.6	29.7	21.5	21.5	20.1	51.7
Grlji materice (C53) Cervix uteri	23.2	27.4	19.4	9.1	15.0	27.2	19.4	22.3	27.8	16.3	19.4	21.4	28.0	22.8	24.3	36.9	16.8	17.9	25.4
Plu a i bronh (C34) Lung and bronchus	18.2	21.0	26.2	20.0	12.7	19.9	13.0	13.2	26.7	10.9	18.3	27.1	15.3	14.6	13.3	9.8	16.2	15.1	13.0
Materica (C54) Corpus uteri	13.8	17.0	8.4	6.8	14.1	10.9	3.8	17.2	10.9	8.1	16.9	16.2	10.7	13.1	15.9	12.0	22.6	8.0	19.7
Ovarijum (C56) Ovary	10.2	7.8	17.4	8.3	8.1	7.9	8.6	12.4	9.2	4.7	12.9	7.2	8.8	23.6	16.2	8.2	14.9	18.4	17.4
Pankreas (C25) Pancreas	4.4	3.0	8.7	3.6	3.0	4.3	5.3	3.0	9.1	1.4	3.5	3.8	3.8	4.0	5.5	4.4	6.1	10.9	8.5
Mokra na bešika (C67) Bladder	4.4	4.3	2.1	4.3	4.2	5.0	2.9	8.0	4.2	5.6	3.8	7.9	5.1	6.4	5.3	1.2	1.2	3.2	3.0
Mozak (C71) Brain	6.8	8.2	7.6	1.3	5.2	7.4	8.6	6.0	7.3	3.1	5.5	5.5	9.3	5.4	7.2	3.8	8.4	9.2	6.9
Želudac (C16) Stomach	4.2	2.7	5.0	4.2	2.7	7.3	4.9	4.8	5.7	3.0	5.9	3.9	2.0	9.2	3.0	5.0	8.7	6.7	6.0
Jetra (C22) Liver	2.7	0.7	1.9	5.6	6.4	3.8	2.2	5.3	1.3	0.8	2.0	4.0	2.2	3.2	6.0	1.3	2.3	4.0	8.3
Leukemije (C91-C95) Leukaemias	4.0	3.5	9.4	2.8	2.8	6.4	6.4	0.5	6.2	6.4	0.0	0.0	4.1	1.5	5.6	1.2	5.6	10.3	4.1
Druge lokalizacije Other sites	61.0	60.2	56.3	58.9	49.7	37.5	52.3	70.3	92.4	58.4	36.9	48.5	45.1	66.9	42.2	33.3	39.8	34.8	60.2
Sve lokalizacije (C00-C97) All sites	246.7	290.8	268.0	193.0	194.7	230.5	196.8	290.0	299.5	185.1	191.2	214.3	208.4	240.2	240.5	187.6	209.1	203.6	294.4
Sve lokalizacije bez kože (C44) All sites but skin (C44)	222.6	261.0	244.0	166.1	173.4	208.8	172.5	246.3	268.8	157.6	177.9	198.4	201.9	215.5	229.3	176.3	190.8	197.9	271.3

Tabela 11. Broj umrlih slu ajeva od raka prema vode im lokalizacijama i okruzima, muškarci, centralna Srbija, 2012. godina

Table 11. Number of death cancer cases by leading primary sites, males, regions in Central Serbia, 2012

Primarne lokalizacije (10-MKB) Primary sites (ICD-10)	centralna Srbija	O k r u g (R e g i o n)																	
		Grad Beograd	Kolubarski	Ma vanski	Raški	Moravi ki	Zlatiborski	Rasinski	Šumadijski	Pomoravski	Brani evski	Podunavski	Zaje arski	Borski	Nišavski	P injski	Jablani ki	Topli ki	Pirotski
Plu a i bronh (C34) Lung and bronchus	2588	819	84	163	110	94	124	131	134	137	93	112	53	42	204	96	105	48	39
Kolon i rektum (C18-C20) Colon and rectum	1134	388	43	60	52	37	64	61	49	44	40	31	31	30	105	27	28	23	21
Prostata (C61) Prostate	758	230	18	33	37	42	51	35	40	29	26	31	20	19	53	27	37	19	11
Želudac (C16) Stomach	497	126	35	41	25	19	29	23	23	13	14	14	10	17	34	23	32	9	10
Pankreas (C25) Pancreas	441	154	10	31	27	12	25	16	23	25	14	20	16	7	21	10	18	4	8
Mokra na bejika (C67) Bladder	418	172	18	23	17	13	18	9	12	18	16	15	9	6	36	13	9	6	8
Jetra (C22) Liver	283	76	14	18	15	17	6	9	7	13	8	15	6	10	24	16	12	5	12
Larinks (C32) Larynx	276	74	2	16	13	9	7	12	17	9	16	22	12	6	26	7	14	9	5
Mozak (C71) Brain	273	102	8	11	20	5	11	12	14	15	4	14	7	5	9	7	18	2	9
Leukemije (C91-C95) Leukaemias	232	81	6	10	13	12	11	10	8	9	16	8	6	5	15	9	7	2	4
Ostale lokalizacije Other sites	1794	593	53	111	79	88	157	63	87	67	96	83	48	40	128	42	70	35	30
Sve lokalizacije (C00-C97) All sites	8694	2815	291	517	408	348	452	381	414	379	317	365	218	187	655	277	350	162	157
Sve lokalizacije bez kože (C44) All sites but skin (C44)	8625	2799	289	517	405	345	444	376	409	373	313	364	213	187	651	277	346	160	156

Tabela 12. Broj umrlih slu ajeva od raka prema vode im lokalizacijama i okruzima, žene, centralna Srbija, 2012. godina

Table 12. Number of death cancer cases by leading primary sites, females, regions in Central Serbia, 2012

Primarne lokalizacije (10-MKB) Primary sites (ICD-10)	centralna Srbija	O k r u g (R e g i o n)																	
		Grad Beograd	Kolubarski	Ma vanski	Raški	Moravi ki	Zlatiborski	Rasinski	Šumadijski	Pomoravski	Brani evski	Podunavski	Zaje arski	Borski	Nišavski	P injski	Jablani ki	Topli ki	Pirotski
Dojka (C50) Breast	1175	435	46	57	60	32	60	45	59	48	36	33	24	27	93	39	44	17	20
Plu a i bronh (C34) Lung and bronchus	963	437	30	44	30	27	34	28	46	46	36	33	24	21	62	18	29	8	10
Kolon i rektum (C18-C20) Colon and rectum	732	273	25	41	26	19	35	45	30	22	27	19	31	19	59	14	23	10	14
Pankreas (C25) Pancreas	386	133	14	12	13	18	23	15	33	18	11	11	11	7	26	3	14	13	11
Grli materice (C53) Cervix uteri	334	81	8	19	23	11	24	17	25	11	25	21	5	15	25	6	7	6	5
Želudac (C16) Stomach	311	115	12	12	11	11	11	10	9	10	13	17	3	10	21	13	23	8	2
Ovarijum (C56) Ovary	294	84	12	12	12	20	17	13	14	9	11	13	4	17	21	5	14	4	12
Jetra (C22) Liver	233	60	7	9	16	12	9	13	4	7	5	10	6	12	27	16	7	2	11
Mozak (C71) Brain	221	78	10	3	10	11	17	13	9	8	7	6	6	5	8	4	15	4	7
Materica, telo (C54) Corpus uteri	174	42	7	8	8	8	5	11	10	18	10	3	4	3	19	1	14	2	4
Ostale lokalizacije Other sites	1714	639	58	87	79	58	81	92	78	65	72	75	46	41	123	33	40	28	16
Sve lokalizacije (C00-C97) All sites	6537	2377	229	304	288	227	316	302	317	262	253	241	164	177	484	152	230	102	112
Sve lokalizacije bez kože (C44) All sites but skin (C44)	6474	2365	225	303	284	224	308	299	313	261	253	235	162	177	476	149	227	101	112

Tabela 13. Stope mortaliteta od raka na 100.000 stanovnika prema vode im lokalizacijama i okruzima, muškarci, centralna Srbija, 2012. godina

Table 13. Cancer mortality rates per 100.000 population by leading primary sites, males, regions in Central Serbia, 2012

Primarne lokalizacije (10-MKB) Primary sites (ICD-10)	O k r u g (R e g i o n)																		
	centralna Srbija	Grad Beograd	Kolubarski	Ma vanski	Raški	Moravi ki	Zlatiborski	Rasinski	Šumadijski	Pomoravski	Brani evski	Podunavski	Zaje arski	Borski	Nišavski	P injski	Jablani ki	Topli ki	Pirotski
Plu a i bronh (C34) Lung and bronchus	100.7	104.0	97.9	110.9	71.9	90.8	88.2	111.0	93.6	132.7	105.3	114.8	91.8	69.5	110.9	94.2	98.3	105.2	84.4
Kolon i rektum (C18-C20) Colon and rectum	44.1	49.3	50.1	40.8	34.0	35.7	45.5	51.7	34.2	42.6	45.3	31.8	53.7	49.7	57.1	26.5	26.2	50.4	45.4
Prostata (C61) Prostate	29.5	29.2	21.0	22.5	24.2	40.5	36.3	29.7	27.9	28.1	29.4	31.8	34.6	31.4	28.8	26.5	34.6	41.6	23.8
Želudac (C16) Stomach	19.3	16.0	40.8	27.9	16.3	18.3	20.6	19.5	16.1	12.6	15.9	14.3	17.3	28.1	18.5	22.6	29.9	19.7	21.6
Pankreas (C25) Pancreas	17.2	19.6	11.7	21.1	17.6	11.6	17.8	13.6	16.1	24.2	15.9	20.5	27.7	11.6	11.4	9.8	16.8	8.8	17.3
Mokra)na be(ika (C67) Bladder	16.3	21.8	21.0	15.7	11.1	12.6	12.8	7.6	8.4	17.4	18.1	15.4	15.6	9.9	19.6	12.8	8.4	13.1	17.3
Jetra (C22) Liver	11.0	9.7	16.3	12.3	9.8	16.4	4.3	7.6	4.9	12.6	9.1	15.4	10.4	16.6	13.0	15.7	11.2	11.0	26.0
Larinks (C32) Larynx	10.7	9.4	2.3	10.9	8.5	8.7	5.0	10.2	11.9	8.7	18.1	22.5	20.8	9.9	14.1	6.9	13.1	19.7	10.8
Mozak (C71) Brain	10.6	13.0	9.3	7.5	13.1	4.8	7.8	10.2	9.8	14.5	4.5	14.3	12.1	8.3	4.9	6.9	16.8	4.4	19.5
Leukemije (C91-C95) Leukaemias	9.0	10.3	7.0	6.8	8.5	11.6	7.8	8.5	5.6	8.7	18.1	8.2	10.4	8.3	8.2	8.8	6.6	4.4	8.7
Ostale lokalizacije Other sites	69.8	75.3	61.8	75.6	51.6	85.0	111.7	53.4	60.8	64.9	108.7	85.0	83.1	66.2	69.6	41.2	65.5	76.7	64.9
Sve lokalizacije (C00-C97) All sites	338.2	357.5	339.2	351.9	266.6	336.0	321.5	322.8	289.3	367.1	359.1	374.0	377.4	309.5	356.1	271.8	327.5	355.0	339.7
Sve lokalizacije bez kože (C44) All sites but skin (C44)	335.6	355.5	336.9	351.9	264.6	333.1	315.8	318.6	285.8	361.3	354.5	373.0	368.7	309.5	353.9	271.8	323.8	350.6	337.5

Tabela 14. Stope mortaliteta od raka na 100.000 stanovnika prema vode im lokalizacijama i okruzima, žene, centralna Srbija, 2012. godina

Table 14. Cancer mortality rates per 100.000 population by leading primary sites, females, regions in Central Serbia, 2012

Primarne lokalizacije (10-MKB) Primary sites (ICD-10)	O k r u g (R e g i o n)																		
	centralna Srbija	Grad Beograd	Kolubarski	Ma vanski	Raški	Moravi ki	Zlatiborski	Rasinski	Šumadijski	Pomoravski	Brani evski	Podunavski	Zaje arski	Borski	Nišavski	P injski	Jablani ki	Topli ki	Pirotski
Dojka (C50) Breast	43.4	49.6	52.7	57.0	38.5	29.8	41.8	36.9	39.6	43.8	38.6	32.9	39.6	42.7	48.8	38.8	41.0	37.7	44.3
Plu a i bronh (C34) Lung and bronchus	35.6	49.8	34.4	29.4	19.3	25.1	23.7	23.0	30.9	42.0	38.6	32.9	39.6	33.2	32.6	17.9	27.0	17.7	22.2
Kolon i rektum (C18-C20) Colon and rectum	27.0	31.1	28.6	27.4	16.7	17.7	24.4	36.9	20.1	20.1	28.9	18.9	51.1	30.1	31.0	13.9	21.4	22.2	31.0
Pankreas (C25) Pancreas	14.3	15.2	16.0	8.0	8.4	16.7	16.0	12.3	22.2	16.4	11.8	11.0	18.1	11.1	13.7	3.0	13.0	28.8	24.4
Gri i materice (C53) Cervix uteri	12.3	9.2	9.2	12.7	14.8	10.2	16.7	14.0	16.8	10.0	26.8	20.9	8.2	23.7	13.1	6.0	6.5	13.3	11.1
Želudac (C16) Stomach	11.5	13.1	13.7	8.0	7.1	10.2	7.7	8.2	6.0	9.1	13.9	16.9	4.9	15.8	11.0	12.9	21.4	17.7	4.4
Ovarijum (C56) Ovary	10.9	9.6	13.7	8.0	7.7	18.6	11.8	10.7	9.4	8.2	11.8	13.0	6.6	26.9	11.0	5.0	13.0	8.9	26.6
Jetra (C22) Liver	8.6	6.8	8.0	6.0	10.3	11.2	6.3	10.7	2.7	6.4	5.4	10.0	9.9	19.0	14.2	15.9	6.5	4.4	24.4
Mozak (C71) Brain	8.2	8.9	11.5	2.0	6.4	10.2	11.8	10.7	6.0	7.3	7.5	6.0	9.9	7.9	4.2	4.0	14.0	8.9	15.5
Materica, telo (C54) Corpus uteri	6.4	4.8	8.0	5.3	5.1	7.4	3.5	9.0	6.7	16.4	10.7	3.0	6.6	4.7	10.0	1.0	13.0	4.4	2.2
Ostale lokalizacije Other sites	63.3	72.9	66.4	39.3	50.7	54.0	56.4	75.5	52.4	59.3	77.1	74.7	75.9	64.9	64.6	32.9	37.3	62.1	42.1
Sve lokalizacije (C00-C97) All sites	241.5	271.1	262.3	203.3	185.0	211.2	220.0	247.9	212.9	239.1	270.9	240.1	270.5	280.1	254.2	151.4	214.3	226.3	248.1
Sve lokalizacije bez kože (C44) All sites but skin (C44)	239.2	269.7	257.7	202.6	182.4	208.4	214.4	245.4	210.2	238.2	270.9	234.1	267.2	280.1	250.0	148.4	211.5	224.1	248.1

Tabela 15. Standardizovane stope mortaliteta od raka na 100.000 stanovnika prema vode im lokalizacijama i okruzima, muškarci centralna Srbija, 2012. godina

Table 15. Standardized cancer mortality rates per 100.000 population by leading primary sites, males, regions in Central Serbia, 2012

Primarne lokalizacije (10-MKB) Primary sites (ICD-10)	centralna Srbija	O k r u g (R e g i o n)																	
		Grad Beograd	Kolubarski	Ma vanski	Raški	Moravi ki	Zlatiborski	Rasinski	Šumadijski	Pomoravski	Brani evski	Podunavski	Zaje arski	Borski	Nišavski	P injski	Jablani ki	Topli ki	Pirotski
Plu a i bronh (C34) Lung and bronchus	51.6	56.4	48.4	56.6	43.1	40.4	42.7	52.2	46.4	58.6	52.2	60.9	36.8	31.2	57.8	60.1	50.7	52.3	38.7
Kolon i rektum (C18-C20) Colon and rectum	20.1	23.4	21.4	20.7	19.1	16.3	19.9	22.5	15.8	15.6	18.4	15.9	17.8	20.6	24.8	15.3	12.0	23.9	14.8
Prostata (C61) Prostate	11.4	12.1	7.3	9.1	11.4	13.6	13.3	11.9	11.2	9.1	9.9	12.7	9.4	10.7	10.4	14.4	13.1	13.6	8.7
Želudac (C16) Stomach	9.2	7.9	18.5	13.5	9.9	8.1	9.6	7.6	8.5	6.3	7.6	7.1	8.1	12.7	7.8	13.6	13.8	8.0	8.4
Pankreas (C25) Pancreas	8.1	9.8	5.7	9.8	8.9	5.6	7.7	6.3	7.4	10.0	6.5	11.2	10.2	5.3	5.0	5.7	8.7	5.0	5.5
Mokra na be ika (C67) Bladder	7.1	10.0	7.4	6.9	6.9	4.8	5.5	3.2	3.5	6.0	5.8	7.1	5.7	5.0	8.7	7.0	3.2	6.3	8.0
Jetra (C22) Liver	5.1	5.0	6.9	6.1	5.2	6.3	1.9	3.2	2.1	6.3	5.2	6.7	4.0	7.3	4.9	9.1	5.2	4.5	9.7
Larinks (C32) Larynx	5.5	4.8	1.1	5.7	5.6	3.9	2.2	4.8	6.0	4.5	8.9	12.8	7.9	4.9	7.5	4.5	6.6	8.6	4.4
Mozak (C71) Brain	6.5	8.4	5.1	7.1	8.5	3.5	4.8	4.7	5.2	8.1	2.2	8.0	5.4	4.7	2.7	4.9	9.1	2.8	7.5
Leukemije (C91-C95) Leukaemias	4.9	6.0	3.0	4.2	5.9	5.5	4.1	3.2	3.0	4.0	8.1	4.1	2.9	3.6	3.6	7.4	3.5	2.3	4.0
Ostale lokalizacije Other sites	35.4	32.1	26.2	37.7	29.8	39.7	51.1	25.5	30.6	30.5	47.3	46.2	30.7	31.1	34.8	26.0	33.9	39.8	32.1
Sve lokalizacije (C00-C97) All sites	164.9	183.8	151.1	177.4	154.3	147.7	149.6	145.1	139.7	159.1	162.0	192.9	138.8	137.3	168.2	168.1	159.8	167.2	141.8
Sve lokalizacije bez kože (C44) All sites but skin (C44)	163.9	182.9	150.2	177.4	153.2	146.8	147.5	143.3	138.6	157.2	160.1	192.6	136.5	137.3	167.3	168.1	158.5	165.4	141.4

Tabela 16. Standardizovane stope mortaliteta od raka na 100.000 stanovnika prema vode im lokalizacijama i okruzima, žene, centralna Srbija, 2012. godina

Table 16. Standardized cancer mortality rates per 100.000 population by leading primary sites, females, regions in Central Serbia, 2012

Primarne lokalizacije (10-MKB) Primary sites (ICD-10)	centralna Srbija	O k r u g (R e g i o n)																	
		Grad Beograd	Kolubarski	Ma vanski	Raški	Moravi ki	Zlatiborski	Rasinski	Šumadijski	Pomoravski	Brani evski	Podunavski	Zaje arski	Borski	Nišavski	P injski	Jablani ki	Topli ki	Pirotski
Dojka (C50) Breast	20.2	22.8	18.7	16.4	22.7	11.4	18.7	16.8	21.3	19.3	15.5	15.7	17.5	18.1	24.2	23.7	19.4	17.2	23.5
Plu a i bronh (C34) Lung and bronchus	17.1	23.9	14.6	15.5	10.8	11.7	11.7	10.3	14.5	16.7	19.9	16.6	18.6	19.1	14.7	10.7	14.1	7.5	14.2
Kolon i rektum (C18-C20) Colon and rectum	10.5	11.8	11.6	12.4	9.0	6.7	9.9	14.5	7.8	7.5	9.4	9.5	17.1	10.0	9.6	6.1	8.1	12.1	10.0
Pankreas (C25) Pancreas	5.4	5.9	6.9	3.1	3.5	5.4	6.0	3.3	9.3	5.9	4.2	5.1	5.2	4.8	5.4	1.3	5.2	7.1	8.9
Grlji materice (C53) Cervix uteri	6.4	4.6	4.4	6.9	9.4	6.4	8.4	6.3	8.8	3.8	14.2	10.8	4.1	11.8	7.0	3.9	3.9	5.2	3.8
Želudac (C16) Stomach	4.4	4.9	4.3	2.7	3.4	5.2	3.4	4.2	2.4	3.7	4.8	7.6	0.7	5.4	4.0	6.0	7.3	8.3	1.5
Ovarijum (C56) Ovary	5.3	4.9	7.4	4.5	4.0	8.7	5.3	4.4	4.3	3.7	5.7	5.6	2.4	11.5	5.4	2.5	6.6	4.9	9.6
Jetra (C22) Liver	3.3	2.5	2.8	2.6	4.6	5.3	2.6	4.9	0.9	2.1	1.9	4.0	5.0	5.1	4.7	7.9	2.3	1.1	6.9
Mozak (C71) Brain	4.3	5.0	5.8	0.9	3.5	4.9	4.8	5.5	3.8	3.2	6.2	2.7	5.8	5.4	2.3	1.5	7.5	4.5	5.5
Materica, telo (C54) Corpus uteri	2.8	2.5	3.3	2.8	4.6	5.3	2.6	4.9	0.9	2.1	1.9	4.0	5.0	5.1	4.7	7.9	2.3	1.1	6.9
Ostale lokalizacije Other sites	26.0	6.4	27.7	27.6	23.1	18.6	21.4	28.0	23.6	24.6	28.2	31.3	20.7	22.7	26.1	11.7	23.9	27.5	6.4
Sve lokalizacije (C00-C97) All sites	105.8	118.5	107.5	95.4	98.7	89.6	94.7	103.1	97.4	92.7	112.0	112.7	102.0	119.0	108.0	83.2	100.4	96.5	97.0
Sve lokalizacije bez kože (C44) All sites but skin (C44)	105.0	117.9	106.6	95.3	97.8	89.1	93.0	102.4	96.8	92.6	112.0	109.8	101.6	119.0	106.7	82.0	99.4	95.3	97.0

Tabela 17. Ukupan broj novoobolelih i broj novoobolelih od raka sa procentom registrovanih samo na osnovu prijave smrti, prema primarnoj lokalizaciji i polu, centralna Srbija, 2012. godina

Table 17. Total number of new cancer cases and number and percentage of cases registered from death certificates only, by primary site and sex, Central Serbia, 2012

MKB-10 (ICD-10) Sifra (Code) Ukupno (All)	Primarna lokalizacija site	Primary	POL SEX M (Male) Ž (Female)	Ukupno (All) 13860 12358	Broj registrovanih samo na osnovu prijave smrti		%
					742	572	
C00	Usna Lip		M Ž	77 21	2 0	2.6% 0.0%	4.6%
C01	Jezik, koren Base of tongue		M Ž	23 6	0 0	0.0% 0.0%	
C02	Jezik, drugi delovi Tongue, other & unspecified parts		M Ž	40 11	0 0	0.0% 0.0%	
C03	Desni Gum		M Ž	6 2	0 0	0.0% 0.0%	
C04	Pod usta Floor of mouth		M Ž	49 14	1 0	2.0% 0.0%	
C05	Nepce Palate		M Ž	17 2	1 0	5.9% 0.0%	
C06	Usta, drugi delovi Mouth, other & unspecified parts		M Ž	12 33	0 0	0.0% 0.0%	
C07	Parotidna žlezda Parotid gland		M Ž	21 14	1 0	4.8% 0.0%	
C08	Pljuva na žlezda Other & unspec. major salivary gl.		M Ž	12 11	0 0	0.0% 0.0%	
C09	Krajnik Tonsil		M Ž	32 8	0 1	0.0% 12.5%	
C10	Orofarings Oropharynx		M Ž	37 25	0 0	0.0% 0.0%	
C11	Nasofarings Nasopharynx		M Ž	54 12	2 0	3.7% 0.0%	
C12	Piriformni sinus Pyriform sinus		M Ž	4 0	0 0	0.0% 0.0%	
C13	Hipofarings Hypopharynx		M Ž	74 8	1 1	1.4% 12.5%	
C14	Usne, usta, ždrelo, drugi delovi Other and ill def. sites in the lip, oral cavity & pharynx		M Ž	18 13	0 0	0.0% 0.0%	
C15	Jednjak Oesophagus		M Ž	167 24	7 3	4.2% 12.5%	
C16	Želudac Stomach		M Ž	517 255	37 63	7.2% 24.7%	
C17	Tanko crevo Small intestine		M Ž	32 26	0 1	0.0% 3.8%	
C18	Debelo crevo Colon		M Ž	986 605	59 16	6.0% 2.6%	
C19	Rektosigmoidni prelaz Rectosigmoid junction		M Ž	112 95	10 3	8.9% 3.2%	
C20	Rektum Rectum		M Ž	623 353	29 20	4.7% 5.7%	
C21	Anus i analni kanal Anus & anal canal		M Ž	21 8	0 0	0.0% 0.0%	
C22	Jetra, žu ni kanali Liver & intrahepatic bile ducts		M Ž	233 185	39 45	16.7% 24.3%	
C23	Žu na kesa Gallbladder		M Ž	28 73	3 4	10.7% 5.5%	
C24	Žu ni kanali, drugi delovi Biliary tract, other & unspec. parts		M Ž	18 33	2 1	11.1% 3.0%	
C25	Pankreas Pancreas		M Ž	322 272	32 29	9.9% 10.7%	
C26	Organi za varenje, nedovoljno određene lokalizacije Other & ill-defined digestive organs		M Ž	19 24	2 1	10.5% 4.2%	
C30	Nosna šupljina i srednje uvo Nasal cavity & middle ear		M Ž	20 12	0 1	0.0% 8.3%	
C31	Nosni sinusi Accessory sinuses		M Ž	23 6	1 0	4.3% 0.0%	
C32	Larings Larynx		M Ž	458 54	8 2	1.7% 3.7%	
C33	Traheja Trachea		M Ž	6 2	0 0	0.0% 0.0%	
C34	Bronh i plu a Bronchus & lung		M Ž	3117 959	321 121	10.3% 12.6%	
C37	Timus Thymus		M Ž	0 0	0 0	0.0% 0.0%	
C38	Srce, mediastinum, pleura Heart, mediastinum & pleura		M Ž	44 17	2 1	4.5% 5.9%	
C39	Toraks, druge lokalizacije Other & ill-def. in the res.sys.		M Ž	2 2	0 0	0.0% 0.0%	
C40	Kosti i zglobne hrskavice udova Bone & articular cartilage of limbs		M Ž	53 43	0 0	0.0% 0.0%	
C41	Kosti i zglobne hrskavice, druge lokalizacije Bone & articular cartilage of other		M Ž	32 32	4 5	12.5% 15.6%	
C43	Koža, maligni melanom Malignant melanoma of skin		M Ž	241 220	4 3	1.7% 1.4%	
C44	Koža, drugi maligni tumori Skin, other malignomas		M Ž	1622 1507	10 14	0.6% 0.9%	
C45	Mezoteliom Mesothelioma		M Ž	8 2	0 0	0.0% 0.0%	
C46	Kaposijev sarkom Kaposi's sarcoma		M Ž	2 3	0 0	0.0% 0.0%	
C47	Periferni nervi i autonomni nervni sistem Peripheral nerves & auton. nerv. sys.		M Ž	9 9	0 0	0.0% 0.0%	
C48	Peritoneum i retroperitoneum Retroperitoneum & peritoneum		M Ž	26 34	4 4	15.4% 11.8%	
C49	Vezivna i meka tkiva, drugi Other connective and soft tissue		M Ž	65 88	1 1	1.5% 1.1%	
C50	Dojka Breast		M Ž	61 3186	1 118	1.6% 3.7%	

Tabela 17.1 Ukupan broj novoobolelih i broj novoobolelih od raka sa procentom registrovanih samo na osnovu prijave smrti, prema primarnoj lokalizaciji i polu, centralna Srbija, 2012. godina (nastavak)

Table 17.1 Total number of new cancer cases and number and percentage of cases registered from death certificates only, by primary site and sex, Central Serbia, 2012 (continued)

MKB-10 (ICD-10) Sifra (Code) Ukupno (All)	Primarna lokalizacija site	Primary	POL SEX M (Male) Z (Female)	Ukupno (All) 13860 12358	Broj registrovanih samo na osnovu prijave smrti		%
					Number of cases registered from death certificates only		
					742	572	5.4%
					742	572	4.6%
C51	Vulva Vulva		Ž	80	4		5.0%
C52	Vagina Vagina		Ž	25	1		4.0%
C53	Griji materice Cervix uteri		Ž	986	10		1.0%
C54	Materica, telo Corpus uteri		Ž	722	4		0.6%
C55	Materica, neozna eni deo Uterus, unspecified part		Ž	22	2		9.1%
C56	Jajnik Ovary		Ž	453	12		2.6%
C57	Ženski genitalni organi, drugi neozna eni organi Other & unspec. parts of fem. gen.org.		Ž	20	0		0.0%
C58	Placenta Placenta		Ž	0	0		0.0%
C60	Penis Penis		M	44	1		2.3%
C61	Prostata Prostate		M	1748	42		2.4%
C62	Testis Testis		M	196	4		2.0%
C63	Muški genitalni organi, drugi neozna eni organi Other & unspec. male genital organs		M	5	0		0.0%
C64	Bubreg Kidney, except renal pelvis		M Ž	293 168	8 9		2.7% 5.4%
C65	Bubrežna karlica Renal pelvis		M Ž	23 11	0 0		0.0% 0.0%
C66	Ureter Ureter		M Ž	14 13	1 0		7.1% 0.0%
C67	Mokra na bešika Bladder		M Ž	775 262	19 5		2.5% 1.9%
C68	Urinarini organi, drugi neozna eni organi Other & unspecified urinary organs		M Ž	2 9	0 0		0.0% 0.0%
C69	Oko, pripoji oka Eye and adnexa		M Ž	25 30	1 0		4.0% 0.0%
C70	Moždanice Meninges		M Ž	18 21	0 0		0.0% 0.0%
C71	Mozak Brain		M Ž	314 261	20 20		6.4% 7.7%
C72	Centralni nervni sistem, drugi delovi Spinal cord, cran. nerv. & oth. parts of CNS		M Ž	12 2	2 1		16.7% 50.0%
C73	Štitasta žlezda Thyroid gland		M Ž	63 161	0 3		0.0% 1.9%
C74	Nadbubrežna žlezda Adrenal gland		M Ž	11 16	1 1		9.1% 6.3%
C75	Endokrine žlezde, druge Other endocrine glands & related structures		M Ž	10 5	0 0		0.0% 0.0%
C76	Ostale lokalizacije Other & ill defined sites		M Ž	48 53	8 10		16.7% 18.9%
C77-C80	Sekundarne lokalizacije, bez ozna ene lokalizacije Unspec. mal. neo. of lymph nod. & without of spec. of site		M Ž	314 209	22 16		7.0% 7.7%
C81	Hodgkinova bolest Hodgkin's disease		M Ž	69 56	2 0		2.9% 0.0%
C82	Folikularni ne-Hodgkinov limfom Follicular non-Hodgkin's lymphoma		M Ž	40 62	1 0		2.5% 0.0%
C83	Difuzni ne-Hodgkinov limfom Diffuse non-Hodgkin's lymphoma		M Ž	113 94	3 0		2.7% 0.0%
C84	Periferni i kožni limfom T- elija Peripheral & cutaneous T-cell lymphomas		M Ž	4 5	0 0		0.0% 0.0%
C85	Ne-Hodgkinovi limfomi, drugi Other & unspecified types of non-Hodgkin's lymphoma		M Ž	73 61	3 3		4.1% 4.9%
C88	Zlo udne imunoproliferativne bolesti Malignant immunoproliferative diseases		M Ž	8 6	0 0		0.0% 0.0%
C90	Multipli mijelom i drugi zlo udni tumori plazma elija Multiple myeloma and malignant plasma cell neoplasms		M Ž	85 78	8 5		9.4% 6.4%
C91	Limfoidna leukemija Lymphoblastic, lymphoid leukaemia		M Ž	106 76	4 5		3.8% 6.6%
C92	Mijeloidna leukemija Myeloid leukaemia		M Ž	86 69	3 1		3.5% 1.4%
C93	Monocitna leukemija Monocytic leukaemia		M Ž	3 4	1 0		33.3% 0.0%
C94	Leukemije, druge Other leukaemias of specified cells		M Ž	1 1	0 0		0.0% 0.0%
C95	Leukemije, neozna ene Leukaemia, unspecified cell type		M Ž	11 8	4 2		36.4% 25.0%
C96	Drugi zlo udni tumori hematopoeznog sistema Oth. & unspec. mal. neo. of lymph., haematopoietic & related tissue		M Ž	3 0	0 0		0.0% 0.0%
C00-C96 (C44)	Sve lokalizacije, bez kože All sites but skin		M Ž	12238 10851	732 558		6.0% 5.1%

Tabela 18. Broj novoobolelih slu ajeva od raka, prema primarnoj lokalizaciji (MKB-10), uzrastu i polu, centralna Srbija, 2012. godina

Table 18. Number of new cancer cases by primary site (ICD-10), age and sex, Central Serbia, 2012

Primarna lokalizacija Primary site	POL SEX	Ukupno (All)	U Z R A S T (A g e)																	% 100.0%
			0-4	5-9	10-14	15-19	20-24	25-29	30-34	35-39	40-44	45-49	50-54	55-59	60-64	65-69	70-74	75+		
	M (Male)	13860	22	23	39	41	75	97	130	170	247	449	1053	1827	2267	1922	2256	3242		
	Ž (Female)	12358	22	25	13	39	45	85	204	295	545	802	1220	1699	1828	1416	1560	2560		
Usna	M	77	0	0	1	0	0	0	1	1	1	2	6	10	17	12	9	17	0.3%	
Lip	Ž	21	0	0	0	0	0	0	0	0	0	0	0	1	3	3	4	10	0.1%	
Jezik, koren Base of tongue	M	23	0	0	0	0	0	0	0	0	1	1	7	9	2	0	2	1	0.1%	
Jezik, drugi delovi Tongue, other & unspecified parts	Ž	6	0	0	0	0	0	0	0	0	1	0	0	2	1	1	1	0	0.0%	
Desni Gum	M	40	0	0	0	0	0	0	0	0	0	1	8	16	9	3	0	3	0.2%	
Pod usta Floor of mouth	Ž	11	0	0	0	0	0	0	0	0	1	2	0	1	0	1	3	3	0.1%	
Nepce Palate	M	6	0	0	0	0	0	0	0	0	0	0	1	3	1	0	0	1	0.0%	
Usta, drugi delovi Mouth, other & unspecified parts	Ž	2	0	0	0	0	0	0	0	1	0	0	1	0	0	0	0	0	0.0%	
Parotidna žlezda Parotid gland	M	49	0	0	0	0	0	0	0	1	3	2	10	8	11	4	2	8	0.2%	
Piljuva na žlezda Other & unspec. major salivary gl.	Ž	14	0	0	0	0	0	1	0	1	0	0	2	0	4	2	2	2	0.1%	
Krajnik Tonsil	M	17	0	0	0	0	0	1	0	0	0	3	3	2	4	2	1	1	0.1%	
Orofarings Oropharynx	Ž	2	0	0	0	0	0	0	0	0	0	1	0	0	0	1	0	0	0.1%	
Nasofarings Nasopharynx	M	12	0	0	0	0	0	0	0	0	0	3	2	4	2	1	1	1	0.1%	
Piriformni sinus Pyriform sinus	Ž	33	0	0	0	0	1	1	2	7	5	6	2	3	0	1	1	4	0.1%	
Hipofarings Hypopharynx	M	21	0	0	0	0	0	0	1	0	2	1	0	2	5	2	3	5	0.1%	
Uсне, usta, ždrelo, drugi delovi Other and ill def. sites in the lip, oral cavity & pharynx	Ž	14	0	0	0	0	0	0	0	1	1	1	1	2	2	1	4	2	0.1%	
Jednjak Oesophagus	M	12	0	0	0	0	0	0	0	0	0	0	2	1	0	2	3	5	0.1%	
Želudac Stomach	Ž	11	0	0	0	0	0	0	0	0	1	0	0	1	3	0	1	4	0.0%	
Tanko crevo Small intestine	M	32	0	0	0	0	0	0	0	0	0	1	1	0	2	1	3	3	0.1%	
Debelo crevo Colon	Ž	4	0	0	0	0	0	0	0	0	0	0	0	0	1	0	0	0	0.0%	
Rektosigmoidni prelaz Rectosigmoid junction	M	74	0	0	0	0	0	0	0	0	4	11	20	14	16	3	6	6	0.5%	
Rektum Rectum	Ž	8	0	0	0	0	0	0	0	0	1	2	3	1	0	1	0	1	0.1%	
Anus i analni kanal Anus & anal canal	M	18	0	0	0	0	0	0	0	0	0	3	3	3	4	0	5	0	0.1%	
Jetra, žu ni kanali Liver & intrahepatic bile ducts	Ž	13	0	0	0	0	0	0	0	0	0	6	1	0	1	1	1	4	0.0%	
Žu na kesa Gallbladder	M	167	0	0	0	0	0	0	0	3	2	10	18	28	42	15	24	25	1.3%	
Žu ni kanali, drugi delovi Biliary tract, other & unspec. parts	Ž	24	0	0	0	0	0	0	0	2	2	2	2	1	4	6	5	0.3%		
Pankreas Pancreas	M	517	0	0	0	0	0	0	7	13	16	34	69	78	73	94	133	4.4%		
Organi za varenje, nedovoljno određene lokalizacije Other & ill-defined digestive organs	Ž	255	0	0	0	0	0	1	3	2	3	6	19	27	29	39	51	75	2.6%	
Nosna šupljina i srednje uvo Nasal cavity & middle ear	M	32	0	0	0	0	0	0	0	0	0	3	1	3	5	6	2	12	0.2%	
Nosni sinusi Accessory sinuses	Ž	26	0	0	0	0	0	0	1	1	0	2	2	5	4	5	6	0.3%		
Larings Larynx	M	986	0	0	0	0	3	2	1	3	14	24	78	125	160	176	188	212	6.3%	
Traheja Trachea	Ž	605	0	0	0	0	1	3	5	8	17	32	46	72	105	78	92	146	5.3%	
Bronh i plu a Bronchus & lung	M	112	0	0	0	0	0	0	4	1	7	8	11	14	21	21	25	0.5%		
Timus Thymus	Ž	95	0	0	0	0	0	0	1	1	3	8	9	17	14	18	24	0.4%		
Srce, mediastinum, pleura Heart, mediastinum & pleura	M	623	0	0	0	0	0	1	5	7	14	18	38	95	93	94	98	160	3.8%	
Toraks, druge lokalizacije Other & ill-def. in the res.sys.	Ž	353	0	0	0	0	0	2	1	2	9	8	19	40	48	64	114	2.4%		
Kosti i zglobne hrskavice udova Bone & articular cartilage of limbs	M	21	0	0	0	0	0	0	0	1	1	2	0	4	3	2	3	5	0.1%	
Kosti i zglobne hrskavice, druge lokalizacije Bone & articular cartilage of other	Ž	8	0	0	0	0	0	0	0	0	0	0	1	2	2	0	1	2	0.0%	
Koža, maligni melanom Malignant melanoma of skin	M	23	0	0	0	0	0	0	0	0	0	10	4	2	2	4	1	0	0.0%	
Koža, drugi maligni tumori Skin, other malignomas	Ž	6	0	0	0	0	0	0	0	0	1	1	0	1	0	0	0	3	0.1%	
Mezotelium Mesothelioma	M	458	0	0	0	1	0	0	1	0	12	37	41	95	87	73	57	54	3.5%	
Kaposijev sarkom Kaposi's sarcoma	Ž	54	0	0	0	0	0	0	0	2	4	3	11	13	7	4	10	0.7%		
Periferni nervi i autonomni nervni sistem Peripheral nerves & auton. nerv. sys.	M	6	0	0	0	0	0	0	0	0	0	0	0	0	3	0	1	2	0.0%	
Peritoneum i retroperitoneum Retroperitoneum & peritoneum	Ž	2	0	0	0	0	0	0	0	0	0	0	0	0	0	0	0	0	0.0%	
Veživna i meka tkiva, drugi Other connective and soft tissue	M	53	0	7	12	6	4	1	1	2	3	1	2	3	4	1	3	3	0.3%	
Dojka Breast	Ž	32	1	2	0	1	2	1	0	0	2	1	4	5	5	0	4	4	0.3%	
	M	241	0	0	0	0	0	0	8	6	10	12	13	44	29	32	38	49	1.9%	
	Ž	220	0	0	0	2	1	3	7	7	21	17	17	27	16	28	26	48	2.1%	
	M	1622	0	0	1	3	2	5	14	12	23	45	79	130	227	231	285	565	11.3%	
	Ž	1507	0	0	0	1	1	6	18	21	24	39	69	120	192	223	261	532	11.7%	
	M	8	0	0	0	0	0	0	0	0	0	1	1	1	1	2	2	0.0%		
	Ž	2	0	0	0	0	0	0	0	0	0	0	0	1	0	1	0	0	0.0%	
	M	2	0	0	0	0	0	0	0	0	0	0	0	0	0	1	0	1	0.0%	
	Ž	3	1	0	0	0	0	0	0	0	1	0	1	0	0	0	0	0	0.0%	
	M	9	2	0	0	0	1	0	1	0	0	1	1	0	0	1	1	1	0.1%	
	Ž	9	0	0	0	0	0	0	0	1	0	0	4	0	1	2	1	0	0.0%	
	M	26	0	0	0	0	0	0	1	4	1	0	2	2	5	2	3	6	0.2%	
	Ž	34	0	0	0	0	0	0	1	0	1	3	9	6	5	1	3	5	0.3%	
	M	65	0	0	0	1	6	1	6	6	3	6	6	8	11	2	4	5	0.6%	
	Ž	88	1	0	1	0	1	1	3	4	8	4	15	20	5	5	7	13	0.6%	
	M	61	0	0	0	0	0	0	1	4	1	1	3	10	8	10	11	12	0.4%	
	Ž	3186	0	0	0	1	3	19	46	101	201	309	421	519	501	347	285	433	25.7%	

Tabela 18.1 Broj novoobolelih slu ajeva od raka, prema primarnoj lokalizaciji (MKB-10), uzrastu i polu, centralna Srbija,2012.godina (nastavak)

Table 18.1 Number of new cancer cases by primary site (ICD-10), age and sex, Central Serbia, 2012 (continued)

MKB-10 (ICD-10) Šifra (Code)	Primarna lokalizacija Primary site	POL SEX	Ukupno (All)	U Z R A S T (A g e)																	%
				0-4	5-9	10-14	15-19	20-24	25-29	30-34	35-39	40-44	45-49	50-54	55-59	60-64	65-69	70-74	75+		
Ukupno (All)		M (Male)	13860	22	23	39	41	75	97	130	170	247	449	1053	1827	2267	1922	2256	3242	100.0%	
		Ž (Female)	12358	22	25	13	39	45	85	204	295	545	802	1220	1699	1828	1416	1560	2560		
C51	Vulva Vulva	Ž	80	0	0	0	0	0	0	0	0	3	2	1	2	5	9	6	14	38	0.6%
C52	Vagina Vagina	Ž	25	0	0	0	0	0	0	0	0	2	2	1	4	3	4	3	6		0.2%
C53	Grli materice Cervix uteri	Ž	986	0	0	0	0	2	11	43	54	100	102	152	148	128	69	76	101		8.0%
C54	Materica, telo Corpus uteri	Ž	722	0	0	1	0	1	1	7	10	18	30	85	151	130	88	90	110		5.8%
C55	Materica, neozna eni deo Uterus, unspecified part	Ž	22	0	0	0	0	0	0	0	0	1	1	2	3	0	7	1	3	4	0.2%
C56	Jajnik Ovary	Ž	453	0	1	0	1	8	9	8	26	29	35	49	52	74	49	49	63		3.7%
C57	Ženski genitalni organi, drugi neozna eni organi Other & unspec.parts of fem.gen.org.	Ž	20	0	0	0	0	0	0	0	1	1	0	2	0	2	4	0	3	7	0.2%
C58	Placenta Placenta	Ž	0	0	0	0	0	0	0	0	0	0	0	0	0	0	0	0	0	0	0.0%
C60	Penis Penis	M	44	0	0	1	0	0	0	0	0	1	1	1	4	5	10	4	3	14	0.3%
C61	Prostata Prostate	M	1748	0	0	0	0	0	0	0	0	0	0	1	32	108	213	261	445	688	12.6%
C62	Testis Testis	M	196	0	0	1	5	24	41	41	32	19	7	11	7	4	2	2	0		1.4%
C63	Muški genitalni organi, drugi neozna eni organi Other & unspec. male genital organs	M	5	0	0	0	0	0	0	0	1	0	0	0	0	1	1	1	0	1	0.0%
C64	Bubreg Kidney, except renal pelvis	M Ž	293 168	3 0	0 1	0 0	1 1	0 2	0 2	4 2	7 4	9 6	11 10	32 11	44 26	61 22	33 11	44 29	44 41		2.1% 1.4%
C65	Bubrežna karlica Renal pelvis	M Ž	23 11	0 0	0 0	0 0	0 0	0 0	0 0	1 0	0 1	0 0	1 1	0 1	4 1	7 2	1 3	5 0	4 2		0.2% 0.1%
C66	Ureter Ureter	M Ž	14 13	0 0	0 0	0 0	0 0	0 0	0 0	0 0	0 0	0 0	2 0	2 0	2 2	4 1	3 3	5 5			0.1% 0.1%
C67	Mokra na bešika Bladder	M Ž	775 262	0 0	0 0	0 0	0 1	0 0	2 0	3 2	7 0	13 3	24 7	58 28	83 27	120 48	110 27	123 39	232 80		5.6% 2.1%
C68	Urinarni organi, drugi neozna eni organi Other & unspecified urinary organs	M Ž	2 9	0 0	0 0	0 0	0 0	0 0	0 0	1 0	0 0	0 0	0 0	0 0	0 0	2 2	4 4	1 0	0 0		0.0% 0.1%
C69	Oko, pripoji oka Eye and adnexa	M Ž	25 30	1 0	0 0	0 0	0 0	1 0	0 0	1 0	0 1	0 0	2 2	2 3	6 3	5 5	7 5	4 5			0.2% 0.2%
C70	Moždance Meninges	M Ž	18 21	0 0	0 0	0 0	0 0	0 0	0 0	0 1	1 1	1 1	2 1	2 5	3 3	4 4	3 2	4 4			0.1% 0.2%
C71	Mozak Brain	M Ž	314 261	0 8	7 11	2 7	11 4	3 4	8 3	11 8	10 3	16 15	26 18	39 38	58 34	34 31	39 31	35 45			2.3% 2.1%
C72	Centralni nervni sistem, drugi delovi Spinal cord, cran. nerv. & oth. parts of CNS	M Ž	12 2	0 1	0 0	4 0	1 0	1 0	0 0	0 0	2 0	0 0	0 0	1 0	1 0	1 0	1 0	0 0	0 0		0.1% 0.0%
C73	Štitasta žlezda Thyroid gland	M Ž	63 161	0 0	1 0	1 0	1 2	5 3	4 13	2 10	10 13	14 17	17 17	26 26	23 23	10 8	4 13	3 11			0.5% 1.3%
C74	Nadbubrežna žlezda Adrenal gland	M Ž	11 16	1 2	1 0	0 0	0 0	0 0	0 0	0 0	0 1	0 3	0 3	4 3	1 2	0 3	2 0	0 1			0.1% 0.1%
C75	Endokrine žlezde, druge Other endocrine glands & related structures	M Ž	10 5	0 0	0 0	0 1	0 0	0 0	0 0	0 0	0 0	0 0	1 0	1 1	0 0	1 0	1 0	2 0			0.0% 0.0%
C76	Ostale lokalizacije Other & ill defined sites	M Ž	48 53	0 2	0 0	1 0	0 1	0 0	0 0	1 0	1 0	0 0	2 0	1 5	10 7	9 8	7 7	5 22			0.3% 0.4%
C77-C80	Sekundarne lokalizacije, bez ozna ene lokalizacije Unspec.mal.neo. of lymph.nod.& without of spec.of site	M Ž	314 209	5 0	2 1	1 1	2 1	2 2	3 5	6 4	6 9	10 10	19 23	33 33	25 25	23 52	21 17	22 21			2.3% 1.7%
C81	Hodgkinova bolest Hodgkin's disease	M Ž	69 56	0 0	1 0	2 1	2 5	10 7	9 3	1 10	4 4	10 3	8 3	3 3	6 3	6 6	3 1	7 4			0.5% 0.5%
C82	Folikularni ne-Hodgkinov limfom Follicular non-Hodgkin's lymphoma	M Ž	40 62	0 0	0 0	0 0	0 1	0 1	0 6	0 1	0 4	1 10	3 5	5 5	10 10	10 10	5 4	8 5			0.3% 0.5%
C83	Difuzni ne-Hodgkinov limfom Diffuse non-Hodgkin's lymphoma	M Ž	113 94	1 0	0 0	0 0	1 0	2 5	2 2	5 5	2 2	5 8	18 11	15 15	8 15	6 8	20 18	26 19			0.8% 0.8%
C84	Periferni i kožni limfom T- elija Peripheral & cutaneous T-cell lymphomas	M Ž	4 5	0 0	0 0	0 0	0 0	0 0	0 0	0 0	0 0	1 0	0 0	0 0	0 2	1 0	0 0	2 2			0.0% 0.0%
C85	Ne-Hodgkinovi limfomi, drugi Other & unspecified types of non-Hodgkin's lymphoma	M Ž	73 61	0 0	0 1	0 0	0 0	0 0	4 1	3 2	3 0	3 1	10 5	9 9	5 5	12 13	10 15	13 17			0.5% 0.5%
C88	Zlo udne imunoproliferativne bolesti Malignant immunoproliferative diseases	M Ž	8 6	0 0	0 0	0 0	0 0	0 0	0 0	0 0	1 0	0 0	1 0	1 2	1 1	1 0	1 1	3 0			0.1% 0.0%
C90	Multipli mijelom i drugi zlo udni tumori plazma elija Multiple myeloma and malignant plasma cell neoplasms	M Ž	85 78	1 0	0 0	0 0	1 0	0 0	0 0	0 1	0 3	0 10	3 11	5 11	9 11	16 17	10 14	18 16			0.6% 0.6%
C91	Limfoidna leukemija Lymphoblastic, lymphoid leukaemia	M Ž	106 76	6 5	3 5	3 0	2 1	2 0	6 0	0 0	2 0	6 3	0 3	4 5	3 4	15 10	17 12	19 23			0.8% 0.6%
C92	Mijeloidna leukemija Myeloid leukaemia	M Ž	86 69	0 0	0 0	0 1	2 2	3 3	1 1	2 0	0 10	2 5	9 6	5 6	5 6	9 5	16 6	29 18			0.6% 0.6%
C93	Monocitna leukemija Monocytic leukaemia	M Ž	3 4	0 0	0 0	0 0	0 0	0 0	0 0	0 0	0 1	0 0	0 1	0 0	0 1	0 0	0 1	0 0			0.0% 0.0%
C94	Leukemije, druge Other leukaemias of specified cells	M Ž	1 1	0 0	0 0	0 0	0 0	0 0	0 0	0 0	0 0	0 0	0 0	0 0	0 1	0 0	1 0	0 0			0.0% 0.0%
C95	Leukemije, neozna ene Leukaemia, unspecified cell type	M Ž	11 8	0 1	0 0	1 0	0 1	0 0	1 0	0 0	0 0	0 2	0 1	1 1	1 0	1 0	0 0	5 2			0.1% 0.1%
C96	Drugi zlo udni tumori hematopoeznog sistema Oth.&unspec.mal.neo. of lymph.,haematopoietic & related tissue	M Ž	3 0	0 0	0 0	0 0	0 0	0 0	0 0	0 0	0 0	0 0	0 0	1 0	1 0	0 0	0 0	0 0			0.0% 0.0%
C00-C96 (C44)	Sve lokalizacije, bez kože All sites but skin	M Ž	12238 10851	22 22	23 25	38 13	38 38	73 44	92 79	116 186	158 274	224 521	404 763	974 1151	1697 1579	2040 1636	1691 1193	1971 1299	2677 2028		88.3% 87.8%

Tabela 19.1 Incidencija od raka na 100.000 stanovnika prema primarnoj lokalizaciji (MKB010), uzrastu i polu, centralna Srbija, 2012. godina (nastavak)

Table 19.1 Cancer incidence rates per 100.000 population by primary site (ICD010), age and sex, Central Serbia, 2012 (continued)

Primarna lokalizacija Primary site	POL SEX	Sirovi mrt. CR	U Z R A S T (A g e)																	Stand. mort. ASR
			0-4	5-9	10-14	15-19	20-24	25-29	30-34	35-39	40-44	45-49	50-54	55-59	60-64	65-69	70-74	75+		
			M (Male)	Ž (Female)																
Vulva	Ž	3.0	0.0	0.0	0.0	0.0	0.0	0.0	0.0	0.0	1.6	1.1	0.6	1.0	2.3	4.3	4.3	9.8	15.0	1.1
Vagina	Ž	0.9	0.0	0.0	0.0	0.0	0.0	0.0	0.0	0.0	1.1	1.1	0.5	1.8	1.4	2.9	2.1	2.4	0.5	
Grli materice Cervix uteri	Ž	36.4	0.0	0.0	0.0	0.0	1.3	6.4	24.1	29.5	57.3	58.1	79.4	67.2	60.9	49.6	53.2	40.0	23.2	
Materica, telo Corpus uteri	Ž	26.7	0.0	0.0	0.8	0.0	0.6	0.6	3.9	5.5	10.3	17.1	44.4	68.6	61.8	63.2	63.0	43.5	13.8	
Materica, neozna eni deo Uterus, unspecified part	Ž	0.8	0.0	0.0	0.0	0.0	0.0	0.0	0.0	0.5	0.6	1.1	1.6	0.0	3.3	0.7	2.1	1.6	0.4	
Jajnik Ovary	Ž	16.7	0.0	0.8	0.0	0.7	5.1	5.2	4.5	14.2	16.6	19.9	25.6	23.6	35.2	35.2	34.3	24.9	10.2	
Ženski genitalni organi, drugi neozna eni organi Other & unspec.parts of fem. gen.org.	Ž	0.7	0.0	0.0	0.0	0.0	0.0	0.0	0.6	0.5	0.0	1.1	0.0	0.9	1.9	0.0	2.1	2.8	0.3	
Placenta	Ž	0.0	0.0	0.0	0.0	0.0	0.0	0.0	0.0	0.0	0.0	0.0	0.0	0.0	0.0	0.0	0.0	0.0	0.0	0.0
Penis	M	1.7	0.0	0.0	0.8	0.0	0.0	0.0	0.0	0.5	0.6	0.6	2.2	2.4	5.3	3.4	2.7	8.2	0.9	
Prostata	M	68.0	0.0	0.0	0.0	0.0	0.0	0.0	0.0	0.0	0.0	0.6	17.5	52.2	112.4	219.3	393.8	401.1	30.0	
Testis	M	7.6	0.0	0.0	0.8	3.3	14.7	23.1	22.5	17.4	11.0	4.1	6.0	3.4	2.1	1.7	1.8	0.0	7.3	
Muški genitalni organi, drugi neozna eni organi Other & unspec. male genital organs	M	0.2	0.0	0.0	0.0	0.0	0.0	0.0	0.5	0.0	0.0	0.0	0.0	0.5	0.5	0.8	0.0	0.6	0.1	
Bubreg Kidney, except renal pelvis	M	11.4	2.4	0.0	0.0	0.7	0.0	0.0	2.2	3.8	5.2	6.5	17.5	21.3	32.2	27.7	38.9	25.6	6.5	
Bubrežna karlica Renal pelvis	Ž	6.2	0.0	0.8	0.0	0.7	1.3	1.2	1.1	2.2	3.4	5.7	5.7	11.8	10.5	7.9	20.3	16.2	3.2	
Ureter	M	0.9	0.0	0.0	0.0	0.0	0.0	0.6	0.0	0.5	0.0	0.0	0.0	0.0	1.9	3.7	0.8	4.4	2.3	0.5
Ureter	Ž	0.4	0.0	0.0	0.0	0.0	0.0	0.0	0.0	0.5	0.0	0.6	0.5	0.5	1.0	2.2	0.0	0.8	0.2	
Mokra na bešika Bladder	M	0.5	0.0	0.0	0.0	0.0	0.0	0.0	0.0	0.0	0.0	1.2	0.0	1.1	3.4	2.7	0.6	0.3		
Urinarni organi, drugi neozna eni organi Other & unspecified urinary organs	Ž	0.5	0.0	0.0	0.0	0.0	0.0	0.0	0.0	0.0	0.0	1.0	0.0	1.0	0.7	2.1	2.0	0.2		
Ok, pripojni oka Eye and adnexa	M	30.2	0.0	0.0	0.0	0.0	0.0	1.1	1.6	3.8	7.5	14.1	31.8	40.1	63.3	92.4	108.9	135.2	15.1	
Moždance Meninges	Ž	9.7	0.0	0.0	0.0	0.0	0.6	0.0	1.1	0.0	1.7	4.0	14.6	12.3	22.8	19.4	27.3	31.7	4.4	
Mozak Brain	M	0.1	0.0	0.0	0.0	0.0	0.0	0.0	0.5	0.0	0.0	0.0	0.0	0.0	0.0	0.8	0.0	0.0	0.1	
Centralni nervni sistem, drugi delovi Spinal cord, cran. nerv. & oth. parts of CNS	Ž	0.3	0.0	0.0	0.0	0.0	0.0	0.0	0.0	0.0	0.0	0.0	0.0	0.0	1.0	1.4	2.8	0.4	0.1	
Štitasta žlezda Thyroid gland	M	1.0	0.8	0.0	0.0	0.0	0.6	0.0	0.6	0.0	0.6	0.0	1.1	1.0	3.7	1.7	3.5	2.9	0.6	
Nadbubrežna žlezda Adrenal gland	Ž	1.1	0.8	0.0	0.0	0.0	0.0	0.0	0.6	0.0	0.0	1.1	1.0	1.4	2.9	2.2	3.5	2.8	0.6	
Endokrine žlezde, druge Other endocrine glands & related structures	M	0.7	0.0	0.0	0.0	0.0	0.0	0.0	0.0	0.5	0.6	0.6	1.1	1.0	0.5	2.5	3.5	1.7	0.4	
Ostale lokalizacije Other & ill defined sites	Ž	0.8	0.0	0.0	0.0	0.0	0.0	0.0	0.0	0.5	0.6	0.6	1.1	1.0	0.5	2.9	1.4	1.6	0.4	
Sekundarne lokalizacije, bez ozna ene lokalizacije Unspec.mal.neo. of lymph nod.& without of spec.of site	M	12.2	0.0	5.3	5.3	7.3	1.8	4.5	6.0	5.4	5.8	9.4	14.2	18.9	30.6	28.6	34.5	20.4	8.4	
Hodgkinova bolest Hodgkin's disease	Ž	9.6	6.8	8.8	1.6	2.8	2.6	1.7	4.5	1.6	3.4	8.5	9.4	17.3	16.2	22.3	21.7	17.8	6.8	
Folikularni ne-Hodgkinov limfom Follicular non-Hodgkin's lymphoma	M	0.5	0.0	0.0	3.0	0.7	0.6	0.0	0.0	1.1	0.0	0.6	0.5	0.0	0.5	0.8	0.0	0.0	0.6	
Difuzni ne-Hodgkinov limfom Diffuse non-Hodgkin's lymphoma	Ž	0.1	0.8	0.0	0.0	0.0	0.0	0.0	0.0	0.0	0.0	0.6	0.0	0.0	0.0	0.0	0.0	0.0	0.1	
Periferni i kožni limfom T- elija Peripheral & cutaneous T-cell lymphomas	M	2.5	0.0	0.8	0.8	0.0	0.6	2.3	1.1	5.4	0.6	2.3	3.3	3.4	5.3	3.4	2.7	5.2	1.7	
Ne-Hodgkinovi limfomi, drugi Other & unspecified types of non-Hodgkin's lymphoma	Ž	5.9	0.0	0.0	0.0	1.4	3.2	1.7	7.3	5.5	7.4	9.7	8.9	11.8	10.9	5.7	9.1	4.4	4.1	
Zlo udne imunoproliferativne bolesti Malignant immunoproliferative diseases	M	0.4	0.8	0.0	0.0	0.0	0.0	0.0	0.0	0.6	0.0	0.6	0.0	0.0	1.9	0.5	1.7	1.8	0.0	0.3
Multipli mijelom i drugi zlo udni tumori plazma elija Multiple myeloma and malignant plasma cell neoplasms	Ž	0.6	1.7	0.8	0.0	0.0	0.0	0.0	0.0	0.0	0.6	0.0	1.6	1.4	1.4	1.4	0.0	0.4	0.6	
Limfoidna leukemija Lymphoblastic, lymphoid leukaemia	M	0.4	0.0	0.0	1.3	0.0	0.0	0.0	0.0	0.0	0.6	0.6	0.5	0.0	0.5	0.8	0.9	1.2	0.3	
Mijeloidna leukemija Myeloid leukaemia	Ž	0.2	0.0	0.0	0.0	0.7	0.0	0.0	0.0	0.0	0.0	0.0	0.0	0.5	0.5	0.0	0.0	0.8	0.1	
Monocitna leukemija Monocytic leukaemia	M	3.3	0.8	0.0	0.0	0.0	0.6	0.0	0.0	0.0	1.7	2.9	4.9	2.4	8.4	14.3	8.9	10.5	1.9	
Leukemije, druge Other leukaemias of specified cells	Ž	2.9	0.0	0.0	0.0	0.0	0.0	0.0	0.0	0.5	0.6	1.7	5.2	5.0	5.2	10.1	11.2	4.4	1.5	
Leukemije, neozna ene Leukaemia, unspecified cell type	M	4.1	4.8	2.3	2.3	1.3	1.2	3.4	0.0	1.1	0.0	2.3	1.6	7.3	9.0	5.9	15.0	11.1	3.1	
Drugi zlo udni tumori hematopoeznog sistema Oth.&unspec.mal.neo. of lymph.,haematopoietic & related tissue	Ž	2.8	4.2	4.0	0.8	0.7	0.0	0.0	0.0	0.0	1.7	1.7	2.6	1.8	2.4	7.2	8.4	9.1	2.0	
Sve lokalizacije, bez kože All sites but skin	M	3.3	0.0	0.0	0.0	1.3	0.6	0.6	1.1	0.0	1.2	2.9	4.9	2.4	2.6	7.6	14.2	16.9	1.8	
	Ž	2.5	0.0	0.0	0.0	0.7	1.3	1.7	0.6	0.0	5.7	2.8	3.1	2.7	2.9	3.6	4.2	7.1	1.6	
	M	0.1	0.0	0.0	0.0	0.0	0.0	0.0	0.0	0.0	0.0	0.0	0.5	0.0	0.0	0.0	0.0	1.2	0.1	
	Ž	0.1	0.0	0.0	0.0	0.0	0.0	0.0	0.0	0.6	0.0	0.5	0.0	0.5	0.0	0.0	0.0	0.4	0.1	
	M	0.0	0.0	0.0	0.0	0.0	0.0	0.0	0.0	0.0	0.0	0.0	0.0	0.0	0.0	0.8	0.0	0.0	0.0	0.0
	Ž	0.0	0.0	0.0	0.0	0.0	0.0	0.0	0.0	0.0	0.0	0.0	0.0	0.0	0.5	0.0	0.0	0.0	0.0	0.0
	M	0.4	0.0	0.0	0.8	0.0	0.0	0.6	0.0	0.0	0.6	0.0	0.6	0.0	0.5	0.5	0.8	0.0	2.9	0.3
	Ž	0.3	0.8	0.0	0.0	0.7	0.0	0.0	0.0	0.0	1.1	0.0	0.5	0.5	0.5	0.0	0.0	0.8	0.3	
	M	0.1	0.8	0.0	0.0	0.0	0.0	0.0	0.0	0.0	0.0	0.0	0.5	0.5	0.0	0.0	0.0	0.0	0.1	
	Ž	0.0	0.0	0.0	0.0	0.0	0.0	0.0	0.0	0.0	0.0	0.0	0.0	0.0	0.0	0.0	0.0	0.0	0.0	0.0
	M	476.1	17.6	17.4	28.8	25.3	44.9	51.9	63.6	85.9	129.9	237.3	533.7	820.3	1076.3	1421.0	1744.4	1560.5	258.7	
	Ž	400.9	18.6	19.9	10.4	26.8	28.2	45.9	104.2	149.5	298.5	434.5	601.4	717.4	778.3	857.1	909.5	802.6	222.6	

Tabela 20. Broj umrlih slu ajeva od raka, prema primarnoj lokalizaciji (MKB-10), uzrastu i polu, centralna Srbija, 2012. godina

Table 20. Number of cancer deaths by primary site (ICD-10), age and sex, Central Serbia, 2012

MKB-10 (ICD-10) Šifra (Code)	Primarna lokalizacija Primary site	POL SEX	Ukupno (All)	U Z R A S T (A g e)																	%
				0-4	5-9	10-14	15-19	20-24	25-29	30-34	35-39	40-44	45-49	50-54	55-59	60-64	65-69	70-74	75+		
Ukupno (All)		M (Male) Ž (Female)	8694 6537	7 4	2 4	5 2	7 7	7 2	25 9	23 30	49 65	92 126	196 220	501 423	1033 720	1367 889	1157 719	1399 1011	2824 2306	100.0% 100.0%	
C00	Usna Lip	M Ž	8 10	0 0	0 0	0 0	0 0	0 0	0 0	0 0	0 0	0 0	0 0	0 0	0 0	0 0	0 0	0 0	0 0	8 1	0.1% 0.2%
C01	Jezik, koren Base of tongue	M Ž	22 4	0 0	0 0	0 0	0 0	0 0	0 0	1 0	1 0	1 0	8 0	4 1	3 1	1 0	1 1	3 1	3 1	3 1	0.3% 0.1%
C02	Jezik, drugi delovi Tongue, other & unspecified parts	M Ž	35 8	0 0	0 0	0 0	0 0	0 0	0 0	2 0	1 0	1 0	5 1	8 0	10 1	4 0	2 0	2 6	0.4% 0.1%		
C03	Desni Gum	M Ž	3 1	0 0	0 0	0 0	0 0	0 0	0 0	0 0	0 0	0 0	0 0	1 0	2 0	0 0	0 0	0 0	0 1	0 0	0.0% 0.0%
C04	Pod usta Floor of mouth	M Ž	27 7	0 0	0 0	0 0	0 0	0 0	0 0	1 0	0 0	0 0	2 0	6 5	5 3	6 2	3 2	2 3	2 3	0.3% 0.1%	
C05	Nepce Palate	M Ž	3 3	0 0	0 0	0 0	0 0	0 0	0 0	0 0	0 0	0 0	1 0	1 0	1 1	0 0	1 1	0 0	0 1	0.0% 0.0%	
C06	Usta, drugi delovi Mouth, other & unspecified parts	M Ž	7 1	0 0	0 0	0 0	0 0	0 0	0 0	0 0	0 0	0 0	0 0	1 0	2 0	1 0	0 0	0 0	3 0	0.1% 0.0%	
C07	Parotidna žlezda Parotid gland	M Ž	12 4	0 0	0 0	0 0	0 0	0 0	0 0	0 0	0 0	1 0	1 0	3 0	1 2	1 1	1 1	5 1	0.1% 0.1%		
C08	Piljuva na žlezda Other & unspec. major salivary gl.	M Ž	5 5	0 0	0 0	0 0	0 0	0 0	0 0	0 1	0 0	1 0	0 0	1 0	1 1	1 1	1 1	1 1	0.1% 0.1%		
C09	Krajnik Tonsil	M Ž	20 4	0 0	0 0	0 0	0 0	0 0	0 0	0 0	2 0	2 0	3 1	4 0	1 0	1 0	3 0	5 2	0.2% 0.1%		
C10	Orofarings Oropharynx	M Ž	25 6	0 0	0 0	0 0	0 0	0 0	0 0	0 0	1 0	1 0	4 2	7 1	6 1	3 1	1 1	3 1	0.3% 0.1%		
C11	Nasofarings Nasopharynx	M Ž	20 10	0 0	0 0	0 0	0 0	0 0	0 0	1 0	2 0	1 0	1 1	5 2	1 1	2 3	6 3	0.2% 0.0%			
C12	Piriformni sinus Pyiform sinus	M Ž	0 0	0 0	0 0	0 0	0 0	0 0	0 0	0 0	0 0	0 0	0 0	0 0	0 0	0 0	0 0	0 0	0.0% 0.0%		
C13	Hipofarings Hypopharynx	M Ž	53 9	0 0	0 0	0 0	0 0	0 0	0 1	4 0	4 0	9 2	13 2	8 2	7 2	13 0	7 1	7 1	0.6% 0.1%		
C14	Usne, usta, ždrelo, drugi delovi Other and ill def. sites in the lip, oral cavity & pharynx	M Ž	11 5	0 0	0 0	0 0	0 0	0 0	0 0	0 0	0 0	2 0	1 0	2 1	0 1	0 1	4 1	2 2	0.1% 0.1%		
C15	Jednjak Oesophagus	M Ž	160 31	0 0	0 0	0 0	0 0	0 0	0 0	4 0	5 1	15 6	36 4	23 6	30 3	20 6	27 9	30 9	1.8% 0.5%		
C16	Želudac Stomach	M Ž	497 311	0 0	0 0	0 0	0 0	1 0	1 2	4 3	4 2	12 5	28 21	63 23	79 38	48 21	99 57	158 139	5.7% 4.8%		
C17	Tanko crevo Small intestine	M Ž	17 11	0 0	0 0	0 0	0 0	0 0	0 0	1 0	1 0	1 0	2 1	2 0	1 2	2 1	10 2	0.2% 0.2%			
C18	Debelo crevo Colon	M Ž	569 379	0 0	0 0	1 0	0 0	0 0	2 0	2 4	4 7	4 10	20 12	45 24	75 35	85 40	101 72	230 173	6.5% 5.8%		
C19	Rektosigmoidni prelaz Rectosigmoid junction	M Ž	67 47	0 0	0 0	0 0	0 0	0 0	0 0	0 1	0 0	1 1	6 4	4 9	7 3	9 7	9 31	0.8% 0.7%			
C20	Rektum Rectum	M Ž	498 306	0 0	0 0	0 0	0 0	2 1	2 1	2 3	6 4	7 18	18 40	61 29	63 27	49 102	197 138	5.7% 4.7%			
C21	Anus i analni kanal Anus & anal canal	M Ž	9 10	0 0	0 0	0 0	0 0	0 0	0 0	0 0	1 0	0 0	0 1	0 3	1 3	3 1	3 2	0.1% 0.2%			
C22	Jetra, žu ni kanali Liver & intrahepatic bile ducts	M Ž	283 233	0 0	0 0	0 0	0 0	1 0	1 2	0 0	3 7	10 12	26 16	38 28	44 23	60 39	98 108	3.3% 3.6%			
C23	Žu na kesa Gallbladder	M Ž	40 109	0 0	0 0	0 0	0 0	0 0	0 0	0 1	4 1	4 7	3 11	6 12	3 12	5 20	19 53	0.5% 1.7%			
C24	Žu ni kanali, drugi delovi Biliary tract, other & unspec. parts	M Ž	56 39	0 0	0 0	0 0	0 0	0 0	0 0	0 0	1 2	2 2	4 3	12 8	7 6	12 17	20 17	0.6% 0.6%			
C25	Pankreas Pancreas	M Ž	441 386	0 0	0 0	0 0	0 0	1 0	2 4	6 3	9 29	29 50	56 34	54 48	70 74	164 163	5.1% 5.9%				
C26	Organi za varenje, nedovoljno određene lokalizacije Other & ill-defined digestive organs	M Ž	23 33	0 0	0 0	0 0	0 0	0 0	0 1	0 0	0 0	0 0	4 1	2 6	2 3	4 7	11 15	0.3% 0.5%			
C30	Nosna šupljina i srednje uvo Nasal cavity & middle ear	M Ž	4 6	0 0	0 0	0 0	0 0	0 0	0 1	0 0	0 0	0 0	0 0	0 1	0 0	0 0	4 4	0.0% 0.1%			
C31	Nosni sinusi Accessory sinuses	M Ž	9 6	0 0	0 0	0 0	0 0	0 0	0 0	0 0	0 0	2 0	3 1	0 1	0 1	0 1	3 4	0.1% 0.1%			
C32	Larings Larynx	M Ž	276 37	0 0	0 0	0 0	0 0	0 0	1 0	0 2	13 1	14 3	50 7	53 3	43 0	40 6	60 13	3.2% 0.6%			
C33	Traheja Trachea	M Ž	7 6	0 0	0 0	0 0	0 0	0 0	0 0	0 0	0 0	0 0	1 0	3 2	1 1	0 3	2 0	0.1% 0.1%			
C34	Bronh i pluća Bronchus & lung	M Ž	2588 963	0 0	0 0	0 0	0 0	2 1	0 4	5 17	18 42	68 81	197 159	415 200	537 125	413 136	384 208	549 208	29.8% 14.7%		
C37	Timus Thymus	M Ž	1 5	0 0	0 0	0 0	0 0	0 0	0 0	0 0	0 0	0 0	0 1	0 0	0 0	1 0	0 1	0.0% 0.1%			
C38	Srce, mediastinum, pleura Heart, mediastinum & pleura	M Ž	33 20	0 0	0 0	0 0	0 0	0 0	1 0	1 2	3 1	4 0	5 0	6 3	6 2	3 11	3 9	0.4% 0.3%			
C39	Toraks, druge lokalizacije Other & ill-def. in the res.sys.	M Ž	3 5	0 0	0 0	0 0	0 0	0 0	0 0	1 0	0 0	0 0	0 1	0 0	2 0	0 2	0 2	0.0% 0.1%			
C40	Kosti i zglobne hrskavice udova Bone & articular cartilage of limbs	M Ž	8 6	0 0	0 0	2 1	0 0	1 0	1 0	0 0	0 0	0 0	1 0	1 0	1 0	1 2	1 0	1 2	0.1% 0.1%		
C41	Kosti i zglobne hrskavice, druge lokalizacije Bone & articular cartilage of other	M Ž	29 9	0 0	0 0	1 0	0 0	2 0	0 0	0 0	1 0	2 1	3 0	2 1	4 1	4 1	4 5	0.3% 0.1%			
C43	Koža, maligni melanom Malignant melanoma of skin	M Ž	107 83	0 0	0 0	0 0	0 0	2 1	3 3	3 3	4 10	10 11	14 7	11 17	12 17	13 8	32 22	1.2% 1.3%			
C44	Koža, drugi maligni tumori Skin, other malignomas	M Ž	69 63	0 0	0 0	0 0	0 0	1 0	0 0	0 0	0 0	2 1	4 4	6 4	7 2	5 13	9 38	0.8% 1.0%			
C45	Mezoteliom Mesothelioma	M Ž	22 7	0 0	0 0	0 0	0 0	0 0	0 0	0 0	2 0	2 0	2 0	5 2	5 2	5 2	3 2	0.3% 0.1%			
C46	Kaposijev sarkom Kaposi's sarcoma	M Ž	2 1	0 0	0 0	0 0	0 0	0 0	0 0	0 0	0 0	0 0	0 0	0 0	0 0	0 0	0 0	0.0% 0.0%			
C47	Periferni nervi i autonomni nervni sistem Peripheral nerves & auton. nerv. sys.	M Ž	0 0	0 0	0 0	0 0	0 0	0 0	0 0	0 0	0 0	0 0	0 0	0 0	0 0	0 0	0 0	0.0% 0.0%			
C48	Peritoneum i retroperitoneum Retroperitoneum & peritoneum	M Ž	17 35	0 0	0 0	1 0	0 0	0 0	0 0	1 2	0 0	0 0	2 2	4 6	4 8	1 12	2 5	0.2% 0.5%			
C49	Vezivna i meka tkiva, drugi Other connective and soft tissue	M Ž	10 20	0 1	0 0	0 1	0 1	0 1	0 0	1 0	2 2	0 0	1 2	1 4	2 1	2 4	0 5	0.1% 0.3%			
C50	Dojka Breast	M Ž	19 1175	0 0	0 0	0 0	0 0	0 1	7 0	15 0	34 0	62 92	158 220	161 423	137 720	140 2306	368 2306	0.2% 18.0%			

Tabela 20.1 Broj umrlih slu ajeva od raka, prema primarnoj lokalizaciji (MKB-10), uzrastu i polu, centralna Srbija, 2012. godina (nastavak)

Table 20.1 Number of cancer deaths by primary site (ICD-10), age and sex, Central Serbia, 2012 (continued)

MKB-10 (ICD-10) Šifra (Code)	Primarna lokalizacija Primary site	POL SEX	Ukupno (All)	U Z R A S T (A g e)																	%
				0-4	5-9	10-14	15-19	20-24	25-29	30-34	35-39	40-44	45-49	50-54	55-59	60-64	65-69	70-74	75+		
Ukupno (All)		M (Male) Ž (Female)	8694 6537	7 4	2 4	5 2	7 7	7 2	25 9	23 30	49 65	92 126	196 220	501 423	1033 720	1367 889	1157 719	1399 1011	2824 2306	100.0% 100.0%	
C51	Vulva Vulva	Ž	51	0	0	0	0	0	0	0	0	1	2	0	1	4	1	2	9	31	0.8%
C52	Vagina Vagina	Ž	9	0	0	0	0	0	0	0	0	0	0	0	0	0	1	1	1	6	0.1%
C53	Grli materice Cervix uteri	Ž	334	0	0	0	0	0	0	4	12	16	24	38	46	35	31	51	77	5.1%	
C54	Materica, telo Corpus uteri	Ž	174	0	0	0	0	0	0	0	2	1	7	15	12	28	22	29	58	2.7%	
C55	Materica, neozna eni deo Uterus, unspecified part	Ž	53	0	0	0	0	0	0	0	1	2	4	1	4	6	3	11	21	0.8%	
C56	Jajnik Ovary	Ž	294	0	0	0	0	0	0	2	2	11	13	22	42	56	37	42	67	4.5%	
C57	Ženski genitalni organi, drugi neozna eni organi Other & unspec.parts of fem.gen.org.	Ž	23	0	0	0	0	0	0	0	0	0	0	0	0	3	3	1	6	10	0.4%
C58	Placenta Placenta	Ž	0	0	0	0	0	0	0	0	0	0	0	0	0	0	0	0	0	0	0.0%
C60	Penis Penis	M	18	0	0	0	0	0	0	0	0	1	1	0	1	2	0	1	12	0.2%	
C61	Prostata Prostate	M	758	0	0	0	0	0	0	0	0	0	1	4	23	56	68	137	469	8.7%	
C62	Testis Testis	M	18	0	0	0	0	1	2	0	3	5	0	1	3	1	0	1	1	0.2%	
C63	Muški genitalni organi, drugi neozna eni organi Other & unspec. male genital organs	M	8	0	0	0	0	0	0	0	0	0	0	0	1	1	1	2	0	3	0.1%
C64	Bubreg Kidney, except renal pelvis	M Ž	167 95	0 0	0 1	0 0	0 0	0 0	0 0	0 1	1 1	1 1	2 7	5 15	21 41	15 15	21 41	15 15	21 41	15 15	1.9% 1.5%
C65	Bubrežna karlica Renal pelvis	M Ž	8 6	0 0	0 0	0 0	0 0	0 0	0 0	0 0	0 0	0 0	0 0	0 1	0 1	0 0	1 0	1 0	2 3	4 3	0.1% 0.1%
C66	Ureter Ureter	M Ž	5 6	0 0	0 0	0 0	0 0	0 0	0 0	0 0	0 0	0 0	0 0	0 1	0 0	1 0	0 0	1 2	3 2	3 1	0.1% 0.1%
C67	Mokra na bešika Bladder	M Ž	418 106	0 0	0 0	0 0	0 0	0 0	0 0	0 0	1 1	2 2	7 3	18 6	26 11	43 10	55 17	57 56	209 16	4.8% 1.6%	
C68	Urinarni organi, drugi neozna eni organi Other & unspecified urinary organs	M Ž	2 0	0 0	0 0	0 0	0 0	0 0	0 0	0 0	0 0	0 0	0 0	0 0	0 0	0 0	1 0	0 0	1 0	9 0	0.0% 0.0%
C69	Okno, pripojni oka Eye and adnexa	M Ž	11 10	0 0	0 0	0 0	0 0	0 0	0 0	0 0	0 0	0 0	0 0	0 0	0 0	0 0	1 1	5 4	9 4	9 2	0.1% 0.2%
C70	Moždanice Meninges	M Ž	11 12	0 0	0 0	0 0	0 0	0 0	0 0	0 0	0 0	0 0	2 0	0 0	1 2	1 1	3 1	3 2	6 6	4 6	0.1% 0.2%
C71	Mozak Brain	M Ž	273 221	4 2	0 2	2 1	1 1	4 4	2 1	11 8	15 17	33 33	57 34	73 45	36 39	51 39	106 57	116 57	3.1% 3.4%		
C72	Centralni nervni sistem, drugi delovi Spinal cord, cran. nerv. & oth. parts of CNS	M Ž	4 3	0 0	0 0	0 0	1 0	0 0	1 0	0 0	1 0	0 0	0 0	0 0	0 0	0 0	0 0	1 2	0 0	0 2	0.0% 0.0%
C73	Štitasta žlezda Thyroid gland	M Ž	19 24	0 0	0 0	0 0	0 0	0 0	1 0	0 0	0 0	1 0	3 5	2 1	2 6	0 6	2 6	6 6	4 6	0.2% 0.4%	
C74	Nadbubrežna žlezda Adrenal gland	M Ž	13 8	0 0	0 0	0 0	0 0	0 0	0 0	0 0	0 0	0 0	0 1	2 2	2 2	2 2	2 2	2 2	4 1	0.1% 0.1%	
C75	Endokrine žlezde, druge Other endocrine glands & related structures	M Ž	9 3	0 0	0 0	0 0	0 0	0 0	1 0	0 0	0 0	0 0	0 2	0 0	3 0	1 0	1 0	1 0	2 1	0.1% 0.0%	
C76	Ostale lokalizacije Other & ill defined sites	M Ž	39 85	0 0	0 0	0 0	0 0	0 0	0 0	0 0	0 1	2 3	5 5	8 12	7 12	3 7	7 8	13 44	13 44	0.4% 1.3%	
C77-C80	Sekundarne lokalizacije, bez ozna ene lokalizacije Unspec.mal.neo. of lymph nod. & without of spec. of site	M Ž	315 260	0 0	0 0	0 0	0 0	0 1	2 4	3 4	3 12	5 24	16 29	16 26	42 42	53 26	36 42	51 116	106 116	3.6% 4.0%	
C81	Hodgkinova bolest Hodgkin's disease	M Ž	28 17	0 0	0 0	0 0	1 0	1 1	1 2	1 3	1 1	3 0	1 0	3 0	6 1	1 1	2 2	5 8	1 2	8 5	0.3% 0.3%
C82	Folikularni ne-Hodgkinov limfom Follicular non-Hodgkin's lymphoma	M Ž	20 20	0 0	0 0	0 0	1 0	0 0	0 0	0 0	2 0	0 1	1 2	2 1	2 2	5 1	0 1	3 3	7 11	0.2% 0.3%	
C83	Diffuzni ne-Hodgkinov limfom Diffuse non-Hodgkin's lymphoma	M Ž	76 34	0 0	0 0	2 0	0 0	1 0	1 0	1 0	1 0	3 4	11 11	11 11	14 16	16 16	16 16	16 16	9.9% 9.5%		
C84	Periferni i kožni limfom T- elija Peripheral & cutaneous T-cell lymphomas	M Ž	1 2	0 0	0 0	1 0	0 0	0 0	1 0	0 0	0 0	0 0	0 0	0 0	0 0	0 0	0 0	0 0	0 0	0.0% 0.0%	
C85	Ne-Hodgkinovi limfomi, drugi Other & unspecified types of non-Hodgkin's lymphoma	M Ž	38 38	0 0	0 0	0 0	0 0	0 0	0 0	0 0	1 1	5 3	2 6	2 5	2 1	5 9	7 13	15 13	4.4% 0.6%		
C88	Zlo udne imunoproliferativne bolesti Malignant immunoproliferative diseases	M Ž	2 3	0 0	0 0	0 0	0 0	0 0	0 0	0 0	0 0	0 0	0 0	0 0	0 0	0 0	1 0	0 1	0 2	0.0% 0.0%	
C90	Multipli mijelom i drugi zlo udni tumori plazma elija Multiple myeloma and malignant plasma cell neoplasms	M Ž	75 49	0 0	0 0	0 0	0 0	0 0	0 1	0 1	2 4	9 5	7 10	13 8	13 13	6 13	21 13	21 6	0.9% 0.7%		
C91	Limfoidna leukemija Lymphoblastic, lymphoid leukaemia	M Ž	104 73	0 1	1 1	0 0	1 0	1 1	1 1	2 3	6 10	10 16	15 16	36 36	12.2% 1.1%						
C92	Mijeloidna leukemija Myeloid leukaemia	M Ž	105 86	2 0	1 0	0 2	0 2	2 1	2 2	3 4	5 11	9 9	11 8	16 11	36 30	1.2% 1.3%					
C93	Monocitna leukemija Monocytic leukaemia	M Ž	7 5	0 0	0 0	0 0	0 0	1 0	0 0	0 0	0 0	0 3	1 1	0 0	2 1	0 0	2 1	1 1	0.1% 0.1%		
C94	Leukemije, druge Other leukaemias of specified cells	M Ž	5 1	0 0	0 0	0 0	0 0	0 0	0 0	0 0	0 0	0 0	0 0	0 1	0 0	2 1	0 0	2 0	0.1% 0.0%		
C95	Leukemije, neozna ene Leukaemia, unspecified cell type	M Ž	11 8	0 0	0 0	0 0	0 0	0 0	0 0	0 0	0 0	0 0	1 0	1 1	1 1	1 1	1 1	3 5	4 1	0.1% 0.1%	
C96	Drugi zlo udni tumori hematopoeznog sistema Oth.unspec.mal.neo. of lymph.,haematopoietic & related tissue	M Ž	11 5	0 0	0 0	0 0	0 0	0 0	0 0	0 0	1 0	1 0	1 1	1 1	1 1	1 1	1 1	1 1	3 1	0.1% 0.1%	
C00-C96 (C44)	Sve lokalizacije, bez kože All sites but skin	M Ž	8625 6474	7 4	2 4	5 2	7 7	7 2	25 8	23 30	49 65	92 126	196 220	499 422	1027 716	1360 885	1152 717	1390 998	2784 2268	99.2% 99.0%	

Tabela 21.1 Mortalitet od raka na 100.000 stanovnika prema primarnoj lokalizaciji (MKB-10), uzrastu i polu, centralna Srbija, 2012. godina (nastavak)

Table 21.1 Cancer mortality rates per 100.000 population by primary site (ICD-10), age and sex, Central Serbia, 2012 (continued)

MKB-10 (ICD-10) Šifra (Code) Ukupno (All)	Primarna lokalizacija Primary site	POL SEX M (Male) Ž (Female)	Sirovi mort. CR	U Z R A S T (A g e)																	Stand. mort. ASR	
				0-4	5-9	10-14	15-19	20-24	25-29	30-34	35-39	40-44	45-49	50-54	55-59	60-64	65-69	70-74	75+			
				338.2	5.6	1.5	3.8	4.7	4.3	14.1	12.6	26.7	53.3	115.1	274.5	499.3	721.2	972.3	1238.2	1646.2		164.9
C51	Vulva Vulva	Ž	1.9	0.0	0.0	0.0	0.0	0.0	0.0	0.0	0.0	0.0	0.5	1.1	0.0	0.5	1.8	0.5	1.4	6.3	12.3	0.6
C52	Vagina Vagina	Ž	0.3	0.0	0.0	0.0	0.0	0.0	0.0	0.0	0.0	0.0	0.0	0.0	0.0	0.0	0.5	0.7	0.7	2.4	0.1	0.1
C53	Grli materice Cervix uteri	Ž	12.3	0.0	0.0	0.0	0.0	0.0	0.0	0.0	2.2	6.5	9.2	13.7	19.9	20.9	16.7	22.3	35.7	30.5	6.4	6.4
C54	Materica, telo Corpus uteri	Ž	6.4	0.0	0.0	0.0	0.0	0.0	0.0	0.0	0.0	1.1	0.6	4.0	7.8	5.5	13.3	15.8	20.3	23.0	2.8	2.8
C55	Materica, neozna eni deo Uterus, unspecified part	Ž	2.0	0.0	0.0	0.0	0.0	0.0	0.0	0.0	0.0	0.5	1.1	2.3	0.5	1.8	2.9	2.2	7.7	8.3	0.8	0.8
C56	Jajnik Ovary	Ž	10.9	0.0	0.0	0.0	0.0	0.0	0.0	0.0	1.1	1.1	6.3	7.4	11.5	19.1	26.6	26.6	29.4	26.5	5.3	5.3
C57	Ženski genitalni organi, drugi neozna eni organi Other & unspec.parts of fem.gen.org.	Ž	0.8	0.0	0.0	0.0	0.0	0.0	0.0	0.0	0.0	0.0	0.0	0.0	0.0	1.4	1.4	0.7	4.2	4.0	0.3	0.3
C58	Placenta Placenta	Ž	0.0	0.0	0.0	0.0	0.0	0.0	0.0	0.0	0.0	0.0	0.0	0.0	0.0	0.0	0.0	0.0	0.0	0.0	0.0	0.0
C60	Penis Penis	M	0.7	0.0	0.0	0.0	0.0	0.0	0.0	0.0	0.0	0.0	0.6	0.6	0.0	0.5	1.1	0.0	0.9	7.0	0.3	0.3
C61	Prostata Prostate	M	29.5	0.0	0.0	0.0	0.0	0.0	0.0	0.0	0.0	0.0	0.0	0.6	2.2	11.1	29.5	57.1	121.3	273.4	11.4	11.4
C62	Testis Testis	M	0.7	0.0	0.0	0.0	0.0	0.6	1.1	0.0	1.6	2.9	0.0	0.5	1.5	0.5	0.0	0.0	0.9	0.6	0.5	0.5
C63	Muški genitalni organi, drugi neozna eni organi Other & unspec. male genital organs	M	0.3	0.0	0.0	0.0	0.0	0.0	0.0	0.0	0.0	0.0	0.0	0.0	0.5	0.5	0.5	1.7	0.0	1.7	0.2	0.2
C64	Bubreg Kidney, except renal pelvis	M	6.5	0.0	0.0	0.0	0.0	0.0	0.0	0.0	0.0	1.7	1.8	7.1	9.2	16.9	20.2	24.8	26.2	3.2	3.2	3.2
C65	Bubrežna karlica Renal pelvis	M	0.3	0.0	0.0	0.0	0.0	0.0	0.0	0.0	0.0	0.5	0.6	0.6	1.0	3.2	2.4	10.8	14.7	16.2	1.4	1.4
C66	Ureter Ureter	M	0.2	0.0	0.0	0.0	0.0	0.0	0.0	0.0	0.0	0.0	0.0	0.0	0.0	0.5	0.5	0.0	0.7	1.2	0.1	0.1
C67	Mokra na bešika Bladder	M	16.3	0.0	0.0	0.0	0.0	0.0	0.0	0.0	0.5	1.2	4.1	9.9	12.6	22.7	46.2	50.4	121.8	7.1	7.1	7.1
C68	Urinarni organi, drugi neozna eni organi Other & unspecified urinary organs	M	0.1	0.0	0.0	0.0	0.0	0.0	0.0	0.0	0.0	0.0	0.0	0.0	0.0	0.0	0.0	0.8	0.0	0.6	0.0	0.0
C69	Oko, pripoji oka Eye and adnexa	M	0.4	0.0	0.0	0.0	0.0	0.0	0.0	0.0	0.0	0.0	0.0	0.0	0.0	0.0	0.5	0.0	0.9	5.2	0.1	0.1
C70	Moždance Meninges	M	0.4	0.0	0.0	0.0	0.0	0.0	0.0	0.0	0.0	0.0	0.0	1.2	0.0	0.5	0.5	2.5	2.7	0.6	0.3	0.3
C71	Mozak Brain	M	10.6	3.2	0.0	1.5	0.7	0.6	2.3	1.1	6.0	4.6	8.8	9.3	16.0	30.1	28.6	39.8	22.7	6.5	6.5	6.5
C72	Centralni nervni sistem, drugi delovi Spinal cord, cran. nerv. & oth. parts of CNS	M	0.2	0.0	0.0	0.0	0.7	0.6	0.6	0.6	0.5	0.0	0.0	0.0	0.0	0.0	0.0	0.0	0.9	0.0	0.2	0.2
C73	Štitasta žlezda Thyroid gland	M	0.7	0.0	0.0	0.0	0.0	0.0	0.0	0.5	0.0	0.0	0.0	0.6	1.6	1.0	0.0	1.7	5.3	2.3	0.4	0.4
C74	Nadbubrežna žlezda Adrenal gland	M	0.5	0.0	0.0	0.0	0.0	0.0	0.0	0.0	0.0	0.0	0.0	0.0	0.5	1.0	1.1	1.7	1.8	2.3	0.2	0.2
C75	Endokrine žlezde, druge Other endocrine glands & related structures	M	0.4	0.0	0.0	0.0	0.0	0.0	0.0	0.5	0.0	0.0	0.0	0.0	1.0	0.0	0.0	0.8	0.9	1.2	0.2	0.2
C76	Ostale lokalizacije Other & ill defined sites	M	1.5	0.0	0.0	0.0	0.0	0.0	0.0	0.0	0.0	0.0	0.6	1.1	2.4	4.2	2.5	6.2	7.6	0.7	0.7	0.7
C77-C80	Sekundarne lokalizacije, bez ozna ene lokalizacije Unspec.mal.neo. of lymph nod. & without of spec. of site	M	12.3	0.0	0.0	0.0	0.0	0.0	0.0	1.6	1.7	2.9	8.8	20.3	28.0	30.3	45.1	61.8	5.8	5.8	5.8	5.8
C81	Hodgkinova bolest Hodgkin's disease	M	1.1	0.0	0.0	0.0	0.0	0.6	0.6	0.5	1.1	0.6	1.8	0.5	1.5	1.6	5.0	0.9	2.9	0.7	0.3	0.3
C82	Folikularni ne-Hodgkinov limfom Follicular non-Hodgkin's lymphoma	M	0.8	0.0	0.0	0.0	0.7	0.0	0.0	0.0	0.0	1.2	0.0	0.5	1.0	1.1	4.2	0.0	4.1	0.4	0.4	0.4
C83	Difuzni ne-Hodgkinov limfom Diffuse non-Hodgkin's lymphoma	M	3.0	0.0	0.0	0.0	1.3	0.0	0.6	0.5	0.5	0.6	1.8	2.2	5.3	5.8	9.2	12.4	9.3	1.6	1.6	1.6
C84	Periferni i kožni limfom T- elija Peripheral & cutaneous T-cell lymphomas	M	0.0	0.0	0.0	0.0	0.0	0.0	0.0	0.0	0.0	0.0	0.0	0.0	0.5	1.8	2.9	3.6	4.9	4.4	0.5	0.5
C85	Ne-Hodgkinovi limfomi, drugi Other & unspecified types of non-Hodgkin's lymphoma	M	1.5	0.0	0.0	0.0	0.0	0.0	0.0	0.5	0.0	0.0	0.6	2.7	1.0	1.1	4.2	6.2	8.7	0.7	0.7	0.7
C88	Zlo udne imunoproliferativne bolesti Malignant immunoproliferative diseases	M	0.1	0.0	0.0	0.0	0.0	0.0	0.0	0.0	0.0	0.0	0.0	0.0	0.0	0.0	0.0	0.8	0.0	0.6	0.0	0.0
C90	Multipli mijelom i drugi zlo udni tumori plazma elija Multiple myeloma and malignant plasma cell neoplasms	M	2.9	0.0	0.0	0.0	0.0	0.0	0.0	0.0	0.0	0.6	1.2	4.9	3.4	6.9	7.6	11.5	12.2	1.5	1.5	1.5
C91	Limfoidna leukemija Lymphoblastic, lymphoid leukaemia	M	4.0	0.0	0.8	0.8	0.0	0.6	0.6	0.5	1.2	1.8	3.3	4.8	5.3	13.4	13.3	21.0	2.1	2.1	2.1	2.1
C92	Mijeloidna leukemija Myeloid leukaemia	M	4.1	1.6	0.8	0.0	0.0	1.2	1.1	0.5	1.6	1.2	2.7	4.4	5.8	10.9	14.2	21.0	2.3	2.3	2.3	2.3
C93	Monocitna leukemija Monocytic leukaemia	M	0.3	0.0	0.0	0.0	0.0	0.0	0.6	0.0	0.0	0.0	0.0	0.0	0.5	0.5	0.0	1.8	0.6	0.2	0.2	0.2
C94	Leukemije, druge Other leukaemias of specified cells	M	0.2	0.0	0.0	0.0	0.0	0.0	0.0	0.0	0.0	0.0	0.0	0.0	0.0	1.4	0.5	0.0	0.4	0.1	0.1	0.1
C95	Leukemije, neozna ene Leukaemia, unspecified cell type	M	0.4	0.0	0.0	0.0	0.0	0.0	0.0	0.0	0.0	0.0	0.0	0.5	0.5	0.0	1.7	2.7	2.3	0.2	0.2	0.2
C96	Drugi zlo udni tumori hematopoeznog sistema Oth.&unspec.mal.neo. of lymph.,haematopoietic & related tissue	M	0.4	0.8	0.0	0.0	0.0	0.0	0.0	0.0	0.0	0.6	0.6	0.0	0.5	0.0	0.0	0.7	2.3	0.3	0.3	0.3
C00-C96 (C44)	Sve lokalizacije, bez kože All sites but skin	M	335.6	5.6	1.5	3.8	4.7	4.3	14.1	12.6	26.7	53.3	115.1	273.4	496.4	717.5	968.1	1230.2	1622.9	163.9	163.9	163.9
		Ž	239.2	3.4	3.2	1.6	4.9	1.3	4.7	16.8	35.5	72.2	125.3	220.5	325.3	421.0	515.1	698.7	897.6	105.0	105.0	105.0

Tabela 22. Ukupan broj novoobolelih, broj i procenat histološki i citološki verifikovanih slučajeva raka prema primarnoj lokalizaciji i polu, centralna Srbija, 2012. godina
Table 22. Total number of new cancer cases, number and percentage of histologically and cytologically confirmed cancer cases by primary site and sex, Central Serbia 2012

MKB-10 (ICD-10) Šifra (Code) Ukupno (All)	Primarna lokalizacija Primary site	POL SEX M (Male) Ž (Female)	Ukupan broj novoobolelih All new cases		Broj histo. / cito. verifikovanih Number of cases histo. / cyto. confirmed		%
			13860	12358	11866	10652	
C00	Usna Lip	M Ž	77 21	70 20	70 20	90.9% 95.2%	
C01	Jezik, koren Base of tongue	M Ž	23 6	20 5	20 5	87.0% 83.3%	
C02	Jezik, drugi delovi Tongue, other & unspecified parts	M Ž	40 11	31 7	31 7	77.5% 63.6%	
C03	Desni Gum	M Ž	6 2	4 1	4 1	66.7% 50.0%	
C04	Pod usta Floor of mouth	M Ž	49 14	29 10	29 10	59.2% 71.4%	
C05	Nepce Palate	M Ž	17 2	14 1	14 1	82.4% 50.0%	
C06	Usta, drugi delovi Mouth, other & unspecified parts	M Ž	12 33	10 27	10 27	83.3% 81.8%	
C07	Parotidna žlezda Parotid gland	M Ž	21 14	21 11	21 11	100.0% 78.6%	
C08	Pljuva na žlezda Other & unspec. major salivary gl.	M Ž	12 11	6 5	6 5	50.0% 45.5%	
C09	Krajnik Tonsil	M Ž	32 8	28 6	28 6	87.5% 75.0%	
C10	Orofarings Oropharynx	M Ž	37 25	12 14	12 14	32.4% 56.0%	
C11	Nasofarings Nasopharynx	M Ž	54 12	11 8	11 8	20.4% 66.7%	
C12	Piriformni sinus Pyriform sinus	M Ž	4 0	2 0	2 0	50.0% 0.0%	
C13	Hipofarings Hypopharynx	M Ž	74 8	50 7	50 7	67.6% 87.5%	
C14	Usne, usta, ždrelo, drugi delovi Other and ill def. sites in the lip, oral cavity & pharynx	M Ž	18 13	7 2	7 2	38.9% 15.4%	
C15	Jednjak Oesophagus	M Ž	167 24	115 19	115 19	68.9% 79.2%	
C16	Želudac Stomach	M Ž	517 255	500 250	500 250	96.7% 98.0%	
C17	Tanko crevo Small intestine	M Ž	32 26	11 10	11 10	34.4% 38.5%	
C18	Debelo crevo Colon	M Ž	986 605	753 506	753 506	76.4% 83.6%	
C19	Rektosigmoidni prelaz Rectosigmoid junction	M Ž	112 95	99 75	99 75	88.4% 78.9%	
C20	Rektum Rectum	M Ž	623 353	620 350	620 350	99.5% 99.2%	
C21	Anus i analni kanal Anus & anal canal	M Ž	21 8	15 6	15 6	71.4% 75.0%	
C22	Jetra, žučni kanali Liver & intrahepatic bile ducts	M Ž	233 185	230 180	230 180	98.7% 97.3%	
C23	Žučna kesa Gallbladder	M Ž	28 73	20 65	20 65	71.4% 89.0%	
C24	Žučni kanali, drugi delovi Biliary tract, other & unspec. parts	M Ž	18 33	17 30	17 30	94.4% 90.9%	
C25	Pankreas Pancreas	M Ž	322 272	270 250	270 250	83.9% 91.9%	
C26	Organi za varenje, nedovoljno određene lokalizacije Other & ill-defined digestive organs	M Ž	19 24	10 14	10 14	52.6% 58.3%	
C30	Nosna šupljina i srednje uvo Nasal cavity & middle ear	M Ž	20 12	10 10	10 10	50.0% 83.3%	
C31	Nosni sinusi Accessory sinuses	M Ž	23 6	10 3	10 3	43.5% 50.0%	
C32	Larings Larynx	M Ž	458 54	450 50	450 50	98.3% 92.6%	
C33	Traheja Trachea	M Ž	6 2	5 1	5 1	83.3% 50.0%	
C34	Bronh i pluća Bronchus & lung	M Ž	3117 959	2539 800	2539 800	81.5% 83.4%	
C37	Timus Thymus	M Ž	0 0	0 0	0 0	0.0% 0.0%	
C38	Srce, mediastinum, pleura Heart, mediastinum & pleura	M Ž	44 17	40 15	40 15	90.9% 88.2%	
C39	Toraks, druge lokalizacije Other & ill-def. in the res.sys.	M Ž	2 2	2 2	2 2	100.0% 100.0%	
C40	Kosti i zglobne hrskavice udova Bone & articular cartilage of limbs	M Ž	53 43	25 21	25 21	47.2% 48.8%	
C41	Kosti i zglobne hrskavice, druge lokalizacije Bone & articular cartilage of other	M Ž	32 32	22 22	22 22	68.8% 68.8%	
C43	Koža, maligni melanom Malignant melanoma of skin	M Ž	241 220	202 184	202 184	83.8% 83.6%	
C44	Koža, drugi maligni tumori Skin, other malignomas	M Ž	1622 1507	1337 1132	1337 1132	82.4% 75.1%	
C45	Mezoteliom Mesothelioma	M Ž	8 2	5 0	5 0	62.5% 0.0%	
C46	Kaposijev sarkom Kaposi's sarcoma	M Ž	2 3	1 2	1 2	50.0% 66.7%	
C47	Periferni nervi i autonomni nervni sistem Peripheral nerves & auton. nerv. sys.	M Ž	9 9	4 3	4 3	44.4% 33.3%	
C48	Peritoneum i retroperitoneum Retroperitoneum & peritoneum	M Ž	26 34	21 20	21 20	80.8% 58.8%	
C49	Vezivna i meka tkiva, drugi Other connective and soft tissue	M Ž	65 88	44 57	44 57	67.7% 64.8%	
C50	Dojka Breast	M Ž	61 3186	50 2723	50 2723	82.0% 85.5%	

Tabela 22.1 Ukupan broj novoobolelih, broj i procenat histološki i citološki verifikovanih slučajeva raka prema primarnoj lokalizaciji i polu, centralna Srbija, 2012. godina (nastavak)

Table 22.1 Total number of new cancer cases, number and percentage of histologically and cytologically confirmed cancer cases by primary site and sex, Central Serbia 2012 (continued)

MKB-10 (ICD-10) Šifra (Code) Ukupno (All)	Primarna lokalizacija Primary site	POL SEX	Ukupan broj novoobolelih All new cases		Broj histo. / cito. verifikovanih Number of cases histo./ cyto. confirmed		%
		M (Male) Ž (Female)	13860 12358	11866 10652	85.6% 86.2%	93.8%	
C51	Vulva Vulva	Ž	80	75	93.8%		
C52	Vagina Vagina	Ž	25	21	84.0%		
C53	Grlj materice Cervix uteri	Ž	986	906	91.9%		
C54	Materica, telo Corpus uteri	Ž	722	700	97.0%		
C55	Materica, neozna eni deo Uterus, unspecified part	Ž	22	20	90.9%		
C56	Jajnik Ovary	Ž	453	450	99.3%		
C57	Ženski genitalni organi, drugi neozna eni organi Other & unspec.parts of fem. gen.org.	Ž	20	16	80.0%		
C58	Placenta Placenta	Ž	0	0	0.0%		
C60	Penis Penis	M	44	33	75.0%		
C61	Prostata Prostate	M	1748	1700	97.3%		
C62	Testis Testis	M	196	180	91.8%		
C63	Muški genitalni organi, drugi neozna eni organi Other & unspec. male genital organs	M	5	3	60.0%		
C64	Bubreg Kidney, except renal pelvis	M Ž	293 168	250 160	85.3% 95.2%		
C65	Bubrežna karlica Renal pelvis	M Ž	23 11	20 10	87.0% 90.9%		
C66	Ureter Ureter	M Ž	14 13	12 11	85.7% 84.6%		
C67	Mokra na bešika Bladder	M Ž	775 262	692 215	89.3% 82.1%		
C68	Urinarni organi, drugi neozna eni organi Other & unspecified urinary organs	M Ž	2 9	1 5	50.0% 55.6%		
C69	Okno, pripoji oka Eye and adnexa	M Ž	25 30	20 22	80.0% 73.3%		
C70	Moždance Meninges	M Ž	18 21	11 15	61.1% 71.4%		
C71	Mozak Brain	M Ž	314 261	285 239	90.8% 91.6%		
C72	Centralni nervni sistem, drugi delovi Spinal cord, cran. nerv. & oth. parts of CNS	M Ž	12 2	9 1	75.0% 50.0%		
C73	Štitasta žlezda Thyroid gland	M Ž	63 161	55 150	87.3% 93.2%		
C74	Nadbubrežna žlezda Adrenal gland	M Ž	11 16	10 14	90.9% 87.5%		
C75	Endokrine žlezde, druge Other endocrine glands & related structures	M Ž	10 5	6 3	60.0% 60.0%		
C76	Ostale lokalizacije Other & ill defined sites	M Ž	48 53	38 43	79.2% 81.1%		
C77-C80	Sekundarne lokalizacije, bez oznake lokalizacije Unspec.mal.neo. of lymph nod.& without of spec.of site	M Ž	314 209	210 140	66.9% 67.0%		
C81	Hodgkinova bolest Hodgkin's disease	M Ž	69 56	67 55	97.1% 98.2%		
C82	Folikularni ne-Hodgkinov limfom Follicular non-Hodgkin's lymphoma	M Ž	40 62	39 61	97.5% 98.4%		
C83	Difuzni ne-Hodgkinov limfom Diffuse non-Hodgkin's lymphoma	M Ž	113 94	112 93	99.1% 98.9%		
C84	Periferni i kožni limfomi T- elija Peripheral & cutaneous T-cell lymphomas	M Ž	4 5	3 4	75.0% 80.0%		
C85	Ne-Hodgkinovi limfomi, drugi Other & unspecified types of non-Hodgkin's lymphoma	M Ž	73 61	72 60	98.6% 98.4%		
C88	Zlo udne imunoproliferativne bolesti Malignant immunoproliferative diseases	M Ž	8 6	7 5	0.0% 83.3%		
C90	Multipli mijelom i drugi zlo udni tumori plazma elija Multiple myeloma and malignant plasma cell neoplasms	M Ž	85 78	85 77	100.0% 98.7%		
C91	Limfoidna leukemija Lymphoblastic, lymphoid leukaemia	M Ž	106 76	106 76	100.0% 100.0%		
C92	Mijeloidna leukemija Myeloid leukaemia	M Ž	86 69	85 68	98.8% 98.6%		
C93	Monocitna leukemija Monocytic leukaemia	M Ž	3 4	3 4	100.0% 100.0%		
C94	Leukemije, druge Other leukaemias of specified cells	M Ž	1 1	1 1	100.0% 100.0%		
C95	Leukemije, neozna ene Leukaemia, unspecified cell type	M Ž	11 8	11 8	100.0% 100.0%		
C96	Drugi zlo udni tumori hematopoeznog sistema Oth.&unspec.mal.neo. of lymph.,haematopoietic & related tissue	M Ž	3 0	3 0	100.0% 0.0%		
C00-C96 (C44)	Sve lokalizacije, bez kože All sites but skin	M Ž	12238 10851	10529 9520	86.0% 87.7%		

Tabela 23. Broj novoobolelih i incidencija od raka na 100.000 stanovnika prema primarnoj lokalizaciji, uzrastu i polu, centralna Srbija, 2012. godina

Table 23. Number of new cancer cases and cancer incidence rates per 100.000 population by primary site, age and sex, Central Serbia, 2012

MKB-10 (ICD-10) Šifra (Code) Ukupno (All)	Primarna lokalizacija Primary site	POL SEX	Ukupno (All)	Sirova incid. Crude rate	Standardizovana incidencija (Stand. incidence)		
					M (Male)	Ž (Female)	ASR(E)
			13860	539.2	406.9	289.5	142.0
			12358	456.6	332.5	246.7	153.3
C00	Usna Lip	M	77	3.0	2.3	1.6	0.9
		Ž	21	0.8	0.4	0.3	0.1
C01	Jezik, koren Base of tongue	M	23	0.9	0.7	0.5	0.5
		Ž	6	0.2	0.2	0.1	0.1
C02	Jezik, drugi delovi Tongue, other & unspecified parts	M	40	1.6	1.2	0.9	0.8
		Ž	11	0.4	0.3	0.2	0.1
C03	Desni Gum	M	6	0.2	0.2	0.1	0.1
		Ž	2	0.1	0.1	0.1	0.1
C04	Pod usta Floor of mouth	M	49	1.9	1.5	1.1	0.9
		Ž	14	0.5	0.4	0.3	0.2
C05	Nepce Palate	M	17	0.7	0.6	0.4	0.3
		Ž	2	0.1	0.1	0.1	0.0
C06	Usta, drugi delovi Mouth, other & unspecified parts	M	12	0.5	0.3	0.2	0.1
		Ž	33	1.2	1.1	0.9	0.7
C07	Parotidna žlezda Parotid gland	M	21	0.8	0.6	0.4	0.2
		Ž	14	0.5	0.4	0.3	0.2
C08	Pljuva na žlezda Other & unspec. major salivary gl.	M	12	0.5	0.3	0.2	0.0
		Ž	11	0.4	0.3	0.2	0.1
C09	Krajnik Tonsil	M	32	1.2	0.9	0.6	0.4
		Ž	8	0.3	0.2	0.1	0.0
C10	Orofarings Oropharynx	M	37	1.4	1.2	0.9	0.7
		Ž	25	0.9	0.6	0.4	0.3
C11	Nasofarings Nasopharynx	M	54	2.1	1.9	1.6	1.1
		Ž	12	0.4	0.3	0.2	0.1
C12	Piriformni sinus Pyriform sinus	M	4	0.2	0.1	0.1	0.0
		Ž	0	0.0	0.0	0.0	0.0
C13	Hipofarings Hypopharynx	M	74	2.9	2.3	1.7	1.1
		Ž	8	0.3	0.2	0.2	0.2
C14	Usne, usta, ždrelo, drugi delovi Other & ill def. sites in the lip oral cavity & pharynx	M	18	0.7	0.5	0.4	0.2
		Ž	13	0.5	0.4	0.2	0.2
C15	Jednjak Oesophagus	M	167	6.5	4.9	3.5	2.4
		Ž	24	0.9	0.6	0.5	0.2
C16	Želudac Stomach	M	517	20.1	14.9	10.2	5.2
		Ž	255	9.4	6.1	4.2	1.9
C17	Tanko crevo Small intestine	M	32	1.2	0.9	0.6	0.3
		Ž	26	1.0	0.6	0.5	0.3
C18	Debelo crevo Colon	M	986	38.4	28.6	19.9	9.4
		Ž	605	22.4	15.3	10.9	6.4
C19	Rektosigmoidni prelaz Rectosigmoid junction	M	112	4.4	3.3	2.3	1.1
		Ž	95	3.5	2.3	1.6	0.9
C20	Rektum Rectum	M	623	24.2	18.0	12.4	6.2
		Ž	353	13.0	8.3	5.7	2.8
C21	Anus i analni kanal Anus & anal canal	M	21	0.8	0.6	0.4	0.3
		Ž	8	0.3	0.2	0.1	0.1
C22	Jetra, žu ni kanali Liver & intrahepatic bile ducts	M	233	9.1	6.6	4.6	1.9
		Ž	185	6.8	4.1	2.7	1.0
C23	Zu-na kesa Gallbladder	M	28	1.1	0.8	0.6	0.3
		Ž	73	2.7	1.6	1.1	0.4
C24	Zu-ni kanali, drugi delovi Biliary tract, other & unspec. parts	M	18	0.7	0.5	0.3	0.2
		Ž	33	1.2	0.9	0.6	0.4
C25	Pankreas Pancreas	M	322	12.5	9.3	6.4	3.4
		Ž	272	10.0	6.3	4.4	2.2
C26	Org. za var., neodre . lok. Other & ill-defined digestive organs	M	19	0.7	0.5	0.3	0.2
		Ž	24	0.9	0.5	0.3	0.1
C30	Nosna šupljina i srednje uvo Nasal cavity & middle ear	M	20	0.8	0.6	0.5	0.2
		Ž	12	0.4	0.3	0.2	0.1
C31	Nosni sinusi Accessory sinuses	M	23	0.9	0.7	0.5	0.4
		Ž	6	0.2	0.1	0.1	0.1
C32	Larings Larynx	M	458	17.8	13.9	10.1	6.5
		Ž	54	2.0	1.4	1.0	0.7
C33	Traheja Trachea	M	6	0.2	0.2	0.1	0.1
		Ž	2	0.1	0.1	0.1	0.0
C34	Bronh i plu a Bronchus & lung	M	3117	121.3	92.0	65.0	39.6
		Ž	959	35.4	25.3	18.2	12.5
C37	Timus Thymus	M	0	0.0	0.0	0.0	0.0
		Ž	0	0.0	0.0	0.0	0.0
C38	Srce, mediastinum, pleura Heart, mediastinum & pleura	M	44	1.7	1.4	1.0	0.6
		Ž	17	0.6	0.4	0.3	0.1
C39	Toraks, druge lokalizacije Other & ill-def. in the res. sys. & intrath. org.	M	2	0.1	0.0	0.0	0.0
		Ž	2	0.1	0.1	0.0	0.0
C40	Kosti i zglob. hrskavice udova Bone & articular cartilage of limbs	M	53	2.1	2.2	2.5	0.4
		Ž	43	1.6	1.8	2.0	0.3
C41	Kosti i zglob. hrskav., dr. lok. Bone & artic. cart. of other & unspec. parts	M	32	1.2	1.1	1.0	0.4
		Ž	32	1.2	0.9	0.8	0.3
C43	Koža, maligni melanom Malignant melanoma of skin	M	241	9.4	7.2	5.1	2.8
		Ž	220	8.1	6.2	4.7	2.8
C44	Koža, drugi mal. tumori Skin, other malignomas	M	1622	63.1	45.5	30.7	12.2
		Ž	1507	55.7	35.0	24.2	10.5
C45	Mezoteliom Mesothelioma	M	8	0.3	0.2	0.2	0.1
		Ž	2	0.1	0.1	0.0	0.0
C46	Kaposijev sarkom Kaposi's sarcoma	M	2	0.1	0.1	0.0	0.0
		Ž	3	0.1	0.1	0.2	0.1
C47	Periferni nervi i aut. ner. sis. Peripheral nerves & auton. nerv. sys.	M	9	0.4	0.4	0.4	0.1
		Ž	9	0.3	0.2	0.2	0.1
C48	Peritoneum i retroperitoneum Retroperitoneum & peritoneum	M	26	1.0	0.8	0.6	0.4
		Ž	34	1.3	1.0	0.7	0.6
C49	Vezivna i meka tkiva, drugi Other connective and soft tissue	M	65	2.5	2.2	1.8	1.1
		Ž	88	3.3	2.7	2.1	1.4
C50	Dojka Breast	M	61	2.4	1.8	1.3	0.6
		Ž	3186	117.7	91.3	68.3	50.7

Tabela 23.1 Broj novoobolelih i incidencija od raka na 100.000 stanovnika prema primarnoj lokalizaciji, uzrastu i polu, centralna Srbija, 2012. godina (nastavak)

Table 23.1 Number of new cancer cases and cancer incidence rates per 100.000 population by primary site, age and sex, Central Serbia, 2012 (continued)

MKB-10 (ICD-10) Šifra (Code) Ukupno (All)	Primarna lokalizacija Primary site	POL	Ukupno (All) 13860 12358	Sirova incid. Crude rate 539.2 456.6	Standardizovana incidencija (Stand. incidence)		
		SEX M (Male) Ž (Female)			ASR(E)	ASR(W)	TRUNC
C51	Vulva Vulva	Ž	80	3.0	1.7	1.1	0.5
C52	Vagina Vagina	Ž	25	0.9	0.6	0.5	0.3
C53	Grli materice Cervix uteri	Ž	986	36.4	30.2	23.2	17.8
C54	Materica, telo Corpus uteri	Ž	722	26.7	19.2	13.8	9.4
C55	Materica, neozna eni deo Uterus, unspecified part	Ž	22	0.8	0.6	0.4	0.3
C56	Jajnik Ovary	Ž	453	16.7	13.1	10.2	6.7
C57	Ženski gen. org., dr. neoz. lok. Other & unspec. parts of fem. gen. org.	Ž	20	0.7	0.5	0.3	0.2
C58	Placenta Placenta	Ž	0	0.0	0.0	0.0	0.0
C60	Penis Penis	M	44	1.7	1.3	0.9	0.5
C61	Prostata Prostate	M	1748	68.0	46.7	30.0	7.5
C62	Testis Testis	M	196	7.6	7.6	7.3	2.5
C63	Muški gen. org., dr. neoz. org. Other & unspec. male genital organs	M	5	0.2	0.2	0.1	0.0
C64	Bubreg Kidney, except renal pelvis	M	293	11.4	8.9	6.5	3.9
C65	Bubrežna karlica Renal pelvis	Ž	168	6.2	4.4	3.2	1.9
C66	Ureter Ureter	M	23	0.9	0.6	0.5	0.3
C67	Mokra na bešika Bladder	Ž	11	0.4	0.3	0.2	0.1
C68	Urinarni organi, dr. neoz. org. Other & unspecified urinary organs	M	14	0.5	0.4	0.3	0.2
C69	Ok, pripoji oka Eye and adnexa	Ž	13	0.5	0.3	0.2	0.1
C70	Moždance Meninges	M	775	30.2	22.1	15.1	7.3
C71	Mozak Brain	Ž	262	9.7	6.3	4.4	2.5
C72	Centralni ner. sis., dr. delovi Spinal cord, cran. nerv. & oth. parts of CNS	M	2	0.1	0.1	0.1	0.0
C73	Štitasta žlezda Thyroid gland	Ž	9	0.3	0.2	0.1	0.0
C74	Nadbubrežna žlezda Adrenal gland	M	25	1.0	0.8	0.6	0.3
C75	Endokrine žlezde, druge Oth. endoc. gl. & related structures	Ž	30	1.1	0.8	0.6	0.3
C76	Ostale lokalizacije Other & ill defined sites	M	18	0.7	0.6	0.4	0.2
C77-C80	Sekundarne lok., bez ozn. lok. Unspec.mal.neo. of lymph nod.& without of spec.of site	Ž	21	0.8	0.5	0.4	0.2
C81	Hodgkinova bolest Hodgkin's disease	M	314	12.2	10.2	8.4	3.9
C82	Ne-Hodgkinov lim., folikularni Follicular non-Hodgkin's lymphoma	Ž	261	9.6	7.8	6.8	2.6
C83	Ne-Hodgkinov lim., difuzni Diffuse non-Hodgkin's lymphoma	M	12	0.5	0.5	0.6	0.1
C84	Periferni i kožni lim. T- elija Peripheral & cutaneous T-cell lymphomas	Ž	2	0.1	0.1	0.1	0.0
C85	Ne-Hodgkinovi limfomi, drugi Oth. & unspec. types of non-Hodgkin's lymphoma	M	63	2.5	2.1	1.7	1.0
C88	Zlo udne imunoprolifer. bolesti Malignant immunoproliferative diseases	Ž	161	5.9	5.1	4.1	2.7
C90	Mult. mijelom i zlo . tum. plaz. el. Multiple myeloma and malignant plasma cell neoplasms	M	11	0.4	0.4	0.3	0.1
C91	Limfoidna leukemija Lymphoblastic, lymphoid leukaemia	Ž	16	0.6	0.6	0.6	0.2
C92	Mijeloidna leukemija Myeloid leukaemia	M	10	0.4	0.3	0.3	0.1
C93	Monocitna leukemija Monocytic leukaemia	Ž	5	0.2	0.1	0.1	0.0
C94	Leukemije, druge Other leukaemias of specified cells	M	48	1.9	1.4	1.0	0.5
C95	Leukemije, neozna-ene Leukaemia, unspecified cell type	Ž	53	2.0	1.2	0.9	0.3
C96	Dr. zlo . tum. hematop. sist. Oth.&unspec.mal.neo. of lymph.,haematopoietic & related tissu	M	314	12.2	9.4	7.1	3.3
C00-C96 (C44)	Sve lokalizacije, bez kože All sites but skin	Ž	209	7.7	5.5	4.1	2.3
		M	69	2.7	2.6	2.5	1.0
		Ž	59	2.1	2.0	1.9	0.5
		M	40	1.6	1.2	0.9	0.7
		Ž	62	2.3	1.9	1.5	0.9
		M	113	4.4	3.5	2.5	1.3
		Ž	94	3.5	2.5	1.9	0.9
		M	4	0.2	0.1	0.1	0.0
		Ž	5	0.2	0.1	0.1	0.1
		M	73	2.8	2.3	1.7	0.9
		Ž	61	2.3	1.5	1.0	0.5
		M	8	0.3	0.2	0.2	0.1
		Ž	6	0.2	0.2	0.1	0.1
		M	85	3.3	2.6	1.9	1.0
		Ž	78	2.9	2.0	1.5	0.8
		M	106	4.1	3.5	3.1	0.9
		Ž	76	2.8	2.2	2.0	0.5
		M	86	3.3	2.6	1.8	0.7
		Ž	69	2.5	2.0	1.6	0.9
		M	3	0.1	0.1	0.1	0.0
		Ž	4	0.1	0.1	0.1	0.1
		M	1	0.0	0.0	0.0	0.0
		Ž	1	0.0	0.0	0.0	0.0
		M	11	0.4	0.3	0.3	0.1
		Ž	8	0.3	0.3	0.3	0.1
		M	3	0.1	0.1	0.1	0.0
		Ž	0	0.0	0.0	0.0	0.0
		M	12238	476.1	361.3	258.7	129.7
		Ž	10851	400.9	297.5	222.6	142.8

Tabela 24. Broj umrlih i mortalitet od raka na 100.000 stanovnika prema primarnoj lokalizaciji, uzrastu i polu, centralna Srbija, 2012. godina

Table 24. Number of death cancer cases and cancer mortality rates per 100.000 population by primary site, age and sex, Central Serbia, 2012

MKB-10 (ICD-10) Šifra (Code) Ukupno (All)	Primarna lokalizacija Primary site	POL SEX M (Male) Ž (Female)	Ukupno (All) 8694 6537	Sirovi mort. Crude rate 338.2 241.5	Standardizovani mortalitet (Stand. mortality)		
					ASR(E) 244.1 153.5	ASR(W) 164.9 105.8	TRUNC 74.3 55.0
C00	Usna Lip	M Ž	8 10	0.3 0.4	0.2 0.2	0.1 0.1	0.0 0.0
C01	Jezik, koren Base of tongue	M Ž	22 4	0.9 0.1	0.7 0.1	0.5 0.1	0.3 0.0
C02	Jezik, drugi delovi Tongue, other & unspecified parts	M Ž	35 8	1.4 0.3	1.1 0.2	0.8 0.1	0.6 0.0
C03	Desni Gum	M Ž	3 1	0.1 0.0	0.1 0.0	0.1 0.0	0.1 0.0
C04	Pod usta Floor of mouth	M Ž	27 7	1.1 0.3	0.9 0.1	0.6 0.1	0.5 0.0
C05	Nepce Palate	M Ž	3 3	0.1 0.1	0.1 0.1	0.1 0.0	0.0 0.0
C06	Usta, drugi delovi Mouth, other & unspecified parts	M Ž	7 1	0.3 0.0	0.2 0.0	0.1 0.0	0.1 0.0
C07	Parotidna žlezda Parotid gland	M Ž	12 4	0.5 0.1	0.3 0.1	0.2 0.1	0.1 0.0
C08	Pljuva na žlezda Other & unspec. major salivary gl.	M Ž	5 5	0.2 0.2	0.2 0.1	0.1 0.1	0.1 0.1
C09	Krajnik Tonsil	M Ž	20 4	0.8 0.1	0.6 0.1	0.4 0.1	0.3 0.0
C10	Orofarings Oropharynx	M Ž	25 6	1.0 0.2	0.8 0.2	0.5 0.1	0.4 0.1
C11	Nasofarings Nasopharynx	M Ž	20 10	0.8 0.4	0.6 0.2	0.4 0.1	0.3 0.1
C12	Piriformni sinus Pyriform sinus	M Ž	0 0	0.0 0.0	0.0 0.0	0.0 0.0	0.0 0.0
C13	Hipofarings Hypopharynx	M Ž	53 9	2.1 0.3	1.6 0.3	1.1 0.2	0.7 0.1
C14	Usne, usta, ždrelo, drugi delovi Other & ill def. sites in the lip oral cavity & pharynx	M Ž	11 5	0.4 0.2	0.4 0.1	0.3 0.1	0.1 0.0
C15	Jednjak Oesophagus	M Ž	160 31	6.2 1.1	4.7 0.7	3.2 0.5	1.9 0.3
C16	Želudac Stomach	M Ž	497 311	19.3 11.5	13.8 6.8	9.2 4.4	4.3 2.0
C17	Tanko crevo Small intestine	M Ž	17 11	0.7 0.4	0.4 0.2	0.3 0.2	0.1 0.1
C18	Debelo crevo Colon	M Ž	569 379	22.1 14.0	15.5 8.2	10.1 5.4	3.3 2.1
C19	Rektosigmoidni prelaz Rectosigmoid junction	M Ž	67 47	2.6 1.7	1.8 1.0	1.2 0.7	0.5 0.3
C20	Rektum Rectum	M Ž	498 306	19.4 11.3	13.6 6.7	8.9 4.4	3.0 1.9
C21	Anus i analni kanal Anus & anal canal	M Ž	9 10	0.4 0.4	0.3 0.2	0.2 0.2	0.1 0.1
C22	Jetra, žu ni kanali Liver & intrahepatic bile ducts	M Ž	283 233	11.0 8.6	7.8 5.0	5.1 3.3	1.7 1.4
C23	Žu na kesu Gallbladder	M Ž	40 109	1.6 4.0	1.1 2.3	0.7 1.5	0.3 0.5
C24	Žu ni kanali, drugi delovi Biliary tract, other & unspec. parts	M Ž	56 39	2.2 1.4	1.5 0.9	1.0 0.6	0.4 0.2
C25	Pankreas Pancreas	M Ž	441 386	17.2 14.3	12.3 8.3	8.1 5.4	3.5 2.0
C26	Org. za var., neodre . lok. Other & ill-defined digestive organs	M Ž	23 33	0.9 1.2	0.6 0.7	0.4 0.4	0.1 0.2
C30	Nosna šupljina i srednje uvo Nasal cavity & middle ear	M Ž	4 6	0.2 0.2	0.1 0.1	0.0 0.1	0.0 0.1
C31	Nosni sinusi Accessory sinuses	M Ž	9 6	0.4 0.2	0.3 0.1	0.2 0.1	0.1 0.0
C32	Larings Larynx	M Ž	276 37	10.7 1.4	7.9 0.9	5.5 0.6	3.0 0.4
C33	Traheja Trachea	M Ž	7 6	0.3 0.2	0.2 0.1	0.1 0.1	0.1 0.0
C34	Bronh i plu a Bronchus & lung	M Ž	2588 963	100.7 35.6	74.4 24.1	51.6 17.1	27.9 10.8
C37	Timus Thymus	M Ž	1 5	0.0 0.2	0.0 0.1	0.0 0.1	0.0 0.0
C38	Srce, mediastinum, pleura Heart, mediastinum & pleura	M Ž	33 20	1.3 0.7	1.0 0.4	0.7 0.3	0.4 0.2
C39	Toraks, druge lokalizacije Other & ill-def. in the res. sys. & intrath. org.	M Ž	3 5	0.1 0.2	0.1 0.1	0.1 0.1	0.1 0.0
C40	Kosti i zglob. hrskavice udova Bone & articular cartilage of limbs	M Ž	8 6	0.3 0.2	0.3 0.2	0.3 0.2	0.0 0.0
C41	Kosti i zglob. hrskav., dr. lok. Bone & artic. cart. of other & unspec. parts	M Ž	29 9	1.1 0.3	0.9 0.2	0.6 0.1	0.2 0.1
C43	Koža, maligni melanom Malignant melanoma of skin	M Ž	107 83	4.2 3.1	3.2 2.2	2.2 1.5	1.1 0.8
C44	Koža, drugi mal. tumori Skin, other malignomas	M Ž	69 63	2.7 2.3	1.8 1.2	1.1 0.7	0.3 0.2
C45	Mezoteliom Mesothelioma	M Ž	22 7	0.9 0.3	0.6 0.1	0.5 0.1	0.2 0.0
C46	Kaposijev sarkom Kaposi's sarcoma	M Ž	2 1	0.1 0.0	0.0 0.0	0.0 0.1	0.0 0.0
C47	Periferni nervi i aut. ner. sis. Peripheral nerves & auton. nerv. sys.	M Ž	0 0	0.0 0.0	0.0 0.0	0.0 0.0	0.0 0.0
C48	Peritoneum i retroperitoneum Retroperitoneum & peritoneum	M Ž	17 35	0.7 1.3	0.5 0.8	0.3 0.6	0.2 0.2
C49	Vezivna i meka tkiva, drugi Other connective and soft tissue	M Ž	10 20	0.4 0.7	0.3 0.6	0.2 0.5	0.1 0.2
C50	Dojka Breast	M Ž	19 1175	0.7 43.4	0.5 28.9	0.3 20.2	0.2 12.1

Tabela 24.1 Broj umrlih i mortalitet od raka na 100.000 stanovnika prema primarnoj lokalizaciji, uzrastu i polu, centralna Srbija, 2012. godina (nastavak)

Table 24.1 Number of death cancer cases and cancer mortality rates per 100.000 population by primary site, age and sex, Central Serbia, 2012 (continued)

MKB-10 (ICD-10) Šifra (Code) Ukupno (All)	Primarna lokalizacija Primary site	POL SEX M (Male) Ž (Female)	Ukupno (All) 8694 6537	Sirovi mort. Crude rate 338.2 241.5	Standardizovani mortalitet (Stand. mortality)		
					ASR(E) 244.1	ASR(W) 164.9	TRUNC 74.3
C51	Vulva Vulva	Ž	51	1.9	1.7	0.6	0.5
C52	Vagina Vagina	Ž	9	0.3	0.6	0.1	0.3
C53	Griji materice Cervix uteri	Ž	334	12.3	30.2	6.4	17.8
C54	Materica, telo Corpus uteri	Ž	174	6.4	19.2	2.8	9.4
C55	Materica, neozna eni deo Uterus, unspecified part	Ž	53	2.0	0.6	0.8	0.3
C56	Jajnik Ovary	Ž	294	10.9	13.1	5.3	6.7
C57	Ženski gen. org., dr. neoz. lok. Other & unspec. parts of fem. gen. org.	Ž	23	0.8	0.5	0.3	0.2
C58	Placenta Placenta	Ž	0	0.0	0.0	0.0	0.0
C60	Penis Penis	M	18	0.7	1.3	0.3	0.5
C61	Prostata Prostate	M	758	29.5	46.7	11.4	7.5
C62	Testis Testis	M	18	0.7	7.6	0.5	2.5
C63	Muški gen. org., dr. neoz. org. Other & unspec. male genital organs	M	8	0.3	0.2	0.2	0.0
C64	Bubreg Kidney, except renal pelvis	M	167	6.5	8.9	3.2	3.9
C65	Bubrežna karličica Renal pelvis	Ž	95	3.5	4.4	1.4	1.9
C66	Ureter Ureter	M	8	0.3	0.6	0.1	0.3
C67	Mokra na bešika Bladder	Ž	6	0.2	0.3	0.1	0.1
C68	Urinarni organi, dr. neoz. org. Other & unspecified urinary organs	M	5	0.2	0.4	0.1	0.2
C69	Oklo, pripoji oka Eye and adnexa	Ž	6	0.2	0.3	0.1	0.1
C70	Moždanice Meninges	M	418	16.3	22.1	7.1	7.3
C71	Mozak Brain	Ž	106	3.9	6.3	1.4	2.5
C72	Centralni ner. sis., dr. delovi Spinal cord, cran. nerv. & oth. parts of CNS	M	2	0.1	0.1	0.0	0.0
C73	Stitasta žlezda Thyroid gland	Ž	0	0.0	0.2	0.0	0.0
C74	Nadbubrežna žlezda Adrenal gland	M	11	0.4	0.8	0.1	0.3
C75	Endokrine žlezde, druge Oth. endoc. gl. & related structures	Ž	10	0.4	0.8	0.1	0.3
C76	Ostale lokalizacije Other & ill defined sites	M	11	0.4	0.6	0.3	0.2
C77-C80	Sekundarne lok., bez ozn. lok. Unspec. mal. neo. of lymph. nod. & without of spec. of site	Ž	12	0.4	0.5	0.2	0.2
C81	Hodgkinova bolest Hodgkin's disease	M	273	10.6	10.2	6.5	3.9
C82	Ne-Hodgkinov lim., folikularni Follicular non-Hodgkin's lymphoma	Ž	221	8.2	7.8	4.3	2.6
C83	Ne-Hodgkinov lim., difuzni Diffuse non-Hodgkin's lymphoma	M	4	0.2	0.5	0.2	0.1
C84	Periferni i kožni lim. T- elija Peripheral & cutaneous T-cell lymphomas	Ž	3	0.1	0.1	0.1	0.0
C85	Ne-Hodgkinovi limfomi, drugi Oth. & unspec. types of non-Hodgkin's lymphoma	M	19	0.7	2.1	0.4	1.0
C88	Zlo udne imunoprolifer. bolesti Malignant immunoproliferative diseases	Ž	24	0.9	5.1	0.4	2.7
C90	Mult. mijelom i zlo . tum. plaz. el. Multiple myeloma and malignant plasma cell neoplasms	M	13	0.5	0.4	0.2	0.1
C91	Limfoidna leukemija Lymphoblastic, lymphoid leukaemia	Ž	8	0.3	0.6	0.1	0.2
C92	Mijeloidna leukemija Myeloid leukaemia	M	9	0.4	0.3	0.2	0.1
C93	Monocitna leukemija Monocytic leukaemia	Ž	3	0.1	0.1	0.1	0.0
C94	Leukemije, druge Other leukaemias of specified cells	M	39	1.5	1.4	0.7	0.5
C95	Leukemije, neozna ene Leukaemia, unspecified cell type	Ž	85	3.1	1.2	1.2	0.3
C96	Dr. zlo . tum. hematop. sist. Oth. & unspec. mal. neo. of lymph., haematopoietic & related tissue	M	315	12.3	9.4	5.8	3.3
C00-C96 (C44)	Sve lokalizacije, bez kože All sites but skin	Ž	260	9.6	5.5	3.7	2.3
C81	Hodgkinova bolest Hodgkin's disease	M	28	1.1	2.6	0.7	1.0
C82	Ne-Hodgkinov lim., folikularni Follicular non-Hodgkin's lymphoma	Ž	17	0.6	2.0	0.3	0.5
C83	Ne-Hodgkinov lim., difuzni Diffuse non-Hodgkin's lymphoma	M	20	0.8	1.2	0.4	0.7
C84	Periferni i kožni lim. T- elija Peripheral & cutaneous T-cell lymphomas	Ž	20	0.7	1.9	0.3	0.9
C85	Ne-Hodgkinovi limfomi, drugi Oth. & unspec. types of non-Hodgkin's lymphoma	M	76	3.0	3.5	1.6	1.3
C88	Zlo udne imunoprolifer. bolesti Malignant immunoproliferative diseases	Ž	34	1.3	2.5	0.5	0.9
C90	Mult. mijelom i zlo . tum. plaz. el. Multiple myeloma and malignant plasma cell neoplasms	M	1	0.0	0.1	0.0	0.0
C91	Limfoidna leukemija Lymphoblastic, lymphoid leukaemia	Ž	2	0.1	0.1	0.1	0.1
C92	Mijeloidna leukemija Myeloid leukaemia	M	38	1.5	2.3	0.7	0.9
C93	Monocitna leukemija Monocytic leukaemia	Ž	38	1.4	1.5	0.6	0.5
C94	Leukemije, druge Other leukaemias of specified cells	M	2	0.1	0.2	0.0	0.1
C95	Leukemije, neozna ene Leukaemia, unspecified cell type	Ž	3	0.1	0.2	0.0	0.1
C96	Dr. zlo . tum. hematop. sist. Oth. & unspec. mal. neo. of lymph., haematopoietic & related tissue	M	75	2.9	2.6	1.5	1.0
C00-C96 (C44)	Sve lokalizacije, bez kože All sites but skin	Ž	49	1.8	2.0	0.9	0.8
C91	Limfoidna leukemija Lymphoblastic, lymphoid leukaemia	M	104	4.0	3.5	2.1	0.9
C92	Mijeloidna leukemija Myeloid leukaemia	Ž	73	2.7	2.2	1.3	0.5
C93	Monocitna leukemija Monocytic leukaemia	M	105	4.1	2.6	2.3	0.7
C94	Leukemije, druge Other leukaemias of specified cells	Ž	86	3.2	2.0	1.6	0.9
C95	Leukemije, neozna ene Leukaemia, unspecified cell type	M	7	0.3	0.1	0.2	0.0
C96	Dr. zlo . tum. hematop. sist. Oth. & unspec. mal. neo. of lymph., haematopoietic & related tissue	Ž	5	0.2	0.1	0.1	0.1
C00-C96 (C44)	Sve lokalizacije, bez kože All sites but skin	M	5	0.2	0.0	0.0	0.0
C00-C96 (C44)	Sve lokalizacije, bez kože All sites but skin	Ž	11	0.4	0.1	0.3	0.0
C00-C96 (C44)	Sve lokalizacije, bez kože All sites but skin	Ž	5	0.2	0.0	0.1	0.0
C00-C96 (C44)	Sve lokalizacije, bez kože All sites but skin	M	8625	335.6	242.3	163.9	73.9
C00-C96 (C44)	Sve lokalizacije, bez kože All sites but skin	Ž	6474	239.2	152.3	105.0	54.9